

DESH BHAGAT COLLEGE, BARDWAL-DHURI

INTERNAL QUALITY ASSURANCE CELL

ACADEMIC YEAR 2018-19


**FEEDBACK ANALYSIS REPORT OF ALUMNI: SURVEY REGARDING
ATTAINMENT OF PROGRAMME AND COURSE OUTCOMES**

A survey was conducted on the attainment of Programme and Course outcomes at the end of academic year. A questionnaire comprising of 10 questions on the basis of liker scale was circulated among the students and collected from 23 students. Collected data was then analysed by IQAC.

Alumni Survey regarding attainment of Programme and Course outcomes:

Total number of students included in survey= 23

Sr. No	Parameters	Excellent (5)	Good (4)	Average (3)	Poor (2)	Very poor (1)
1	Admission procedure in the college.	10	7	5	1	0
2	Quality of faculty in curriculum delivery.	11	7	4	1	0
3	Content of course studied in the college is relevant and updated.	9	8	5	1	0
4	Integrity of the office staff.	11	5	7	0	0
5	Co-curricular activities in the college.	10	7	3	3	0
6	Library facility.	12	5	4	2	0
7	Canteen facility.	11	5	4	2	1
8	Campus cleanliness.	9	7	4	2	1
9	Relevance of curriculum in getting job.	10	7	4	2	0
10.	The alumni association of old student is functional.	9	5	4	4	1

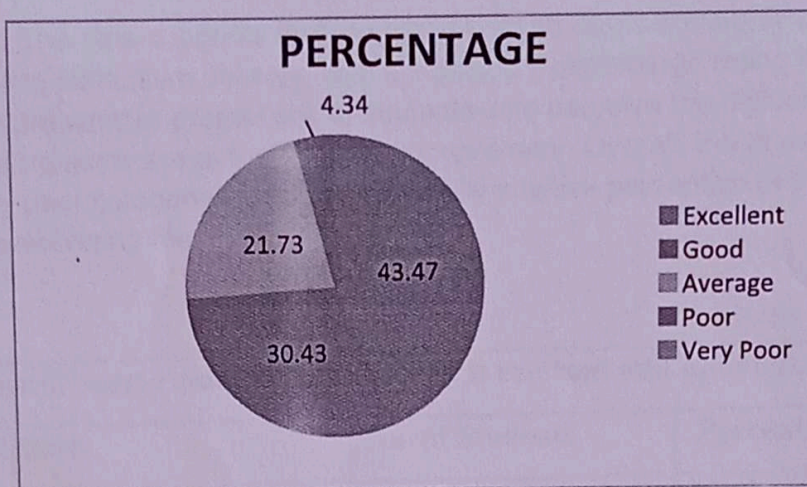


Alhina

Principal
Desh Bhagat College
BARDWAL-DHURI

1. Admission procedure in the college. (N=23)


Sr. No.	Criteria	No. of Students	Percentage (%)
1.	Excellent	10	43.47
2.	Good	7	30.43
3.	Average	5	21.73
4.	Poor	1	4.34
5.	Very Poor	0	0.00



Interpretation: It is analysed from above table that 43.47% of total students said excellent for admission procedure in the college, while 21.73% of total students said that admission procedure in the college is average.

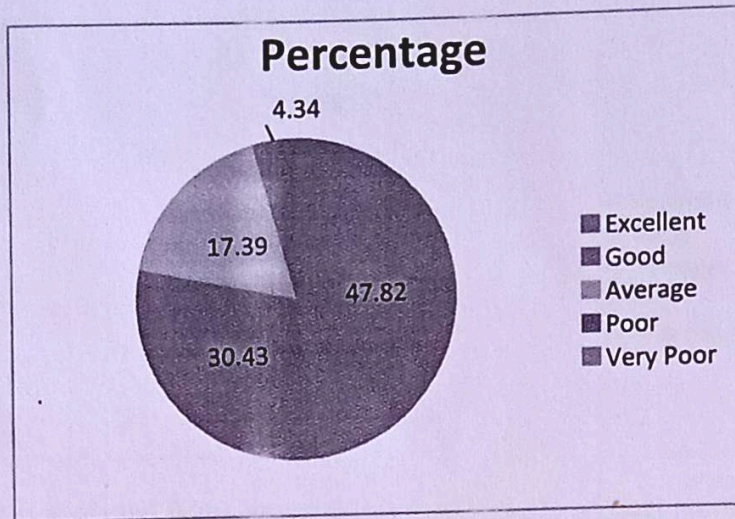
2. Quality of faculty in curriculum delivery. (N=23)

Sr. No.	Criteria	No. of Students	Percentage (%)
1.	Excellent	11	47.82
2.	Good	7	30.43
3.	Average	4	17.39
4.	Poor	1	4.34
5.	Very Poor	0	0.00



Handwritten signature

Principal
Desh Bhagat College
BARDWAL-DHURI



Interpretation: The data suggests that the majority of students are highly satisfied with the quality of faculty in curriculum delivery, with a significant percentage rating it as excellent. However, there are smaller proportions of students who perceive the delivery as good or average, indicating some areas for potential improvement. Overall, the absence of ratings in the poor or very poor categories reflects a generally positive perception of the faculty's performance in delivering the curriculum.

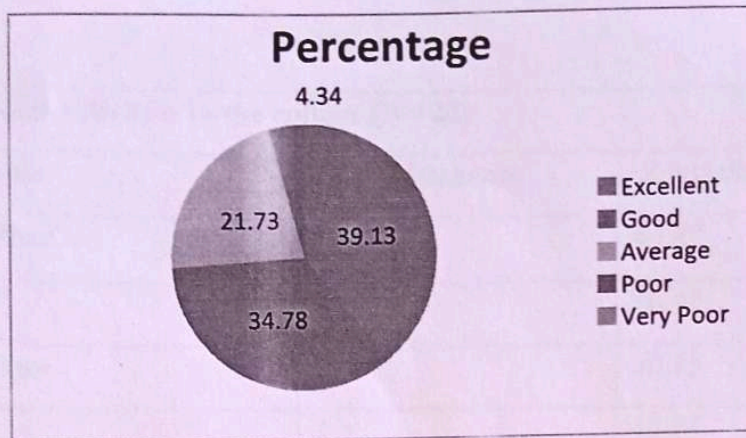
3. Content of course studied in the college is relevant and updated. (N=23)			
Sr. No.	Criteria	No. of Students	Percentage (%)
1.	Excellent	9	39.13
2.	Good	8	34.78
3.	Average	5	21.73
4.	Poor	1	4.34
5.	Very Poor	0	0.00

Mur

Alhim

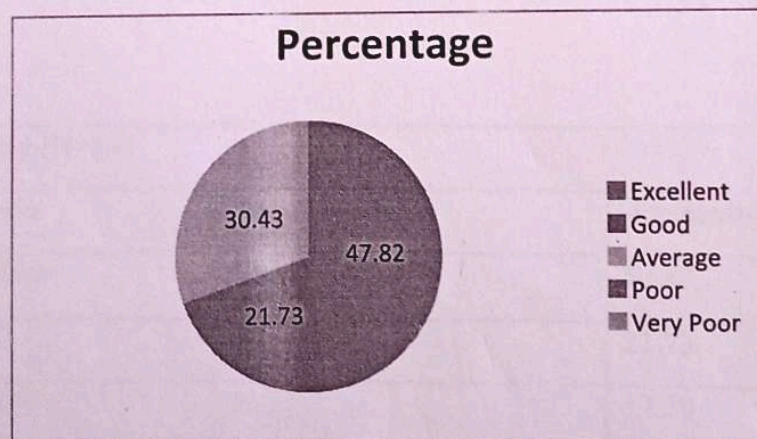


Principal
Desh Bhagat College
BARDWAL DHURI




Interpretation: It is analysed from above graph that 39.13% of total students felt that Content of course studied in the college is relevant and updated, while only 4.34% of total students felt below poor about Content of course studied in the college is relevant and updated.

4. Integrity of the office staff . (N=23)			
Sr. No.	Criteria	No. of Students	Percentage (%)
1.	Excellent	11	47.82
2.	Good	5	21.73
3.	Average	7	30.43
4.	Poor	0	0.00
5.	Very Poor	0	0.00



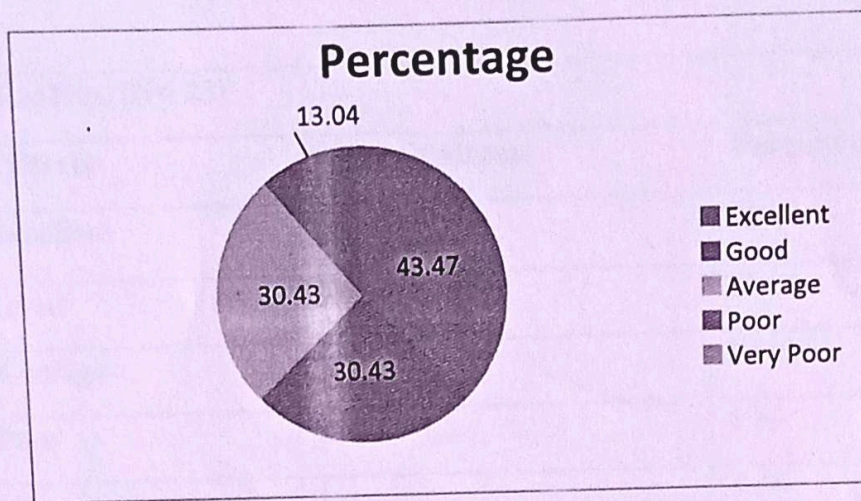
Interpretation: It is analysed from above graph that there is 47.82% of total students strongly agreed with the Integrity of the office staff, while only 30.43% of total students felt average about Integrity of the office staff.



Arhin

Principal
Desh Bhagat College
BARDWAL-DHURI

5. Co-curricular activities in the college (N= 23)			
Sr. No.	Criteria	No. of Students	Percentage (%)
1.	Excellent	10	43.47
2.	Good	7	30.43
3.	Average	7	30.43
4.	Poor	3	13.04
5.	Very Poor	0	0.00



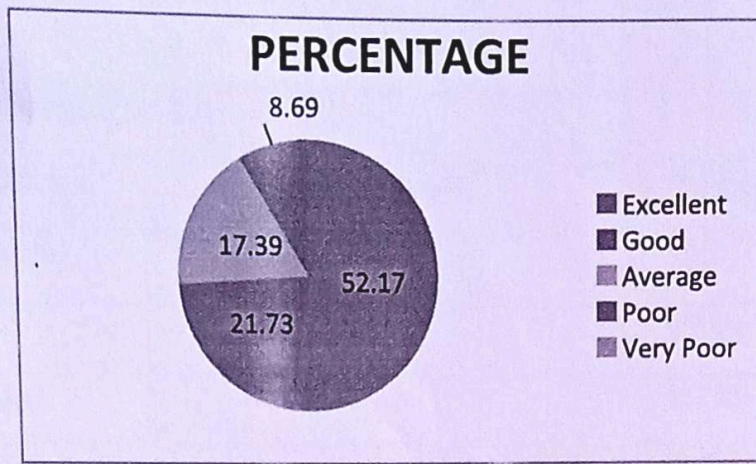
Interpretation: It is analysed from above graph that there is 43.47% of total students agreed with Co-curricular activities in the college , while only 30.43% of total students felt average about the same.

6. Library facility (N=23)			
Sr. No.	Criteria	No. of Students	Percentage (%)
1.	Excellent	12	52.17
2.	Good	5	21.73
3.	Average	4	17.39
4.	Poor	2	8.69
5.	Very Poor	0	0.00



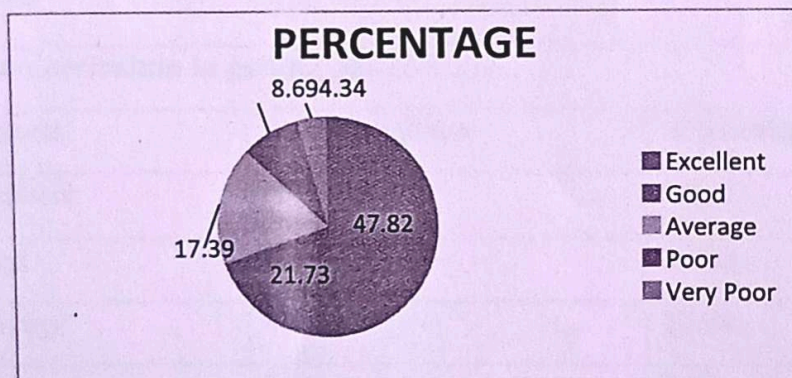
Handwritten signature

Principal
Desh Bhagat College
BARDWAL-DHURI




Interpretation: It is analysed from above graph that there is 52.17% of total students agreed with the Library facilities, while only 8.69% of total students felt poor about library facilities.

7. Canteen Facility. (N= 23)			
Sr. No.	Criteria	No. of Students	Percentage (%)
1.	Excellent	11	47.82
2.	Good	5	21.73
3.	Average	4	17.39
4.	Poor	2	8.69
5.	Very Poor	1	4.34



Interpretation: It is analysed from above graph that there is 47.82% of total students strongly agreed with Canteen Facility, While only 4.34% of total students felt very poor about the same.

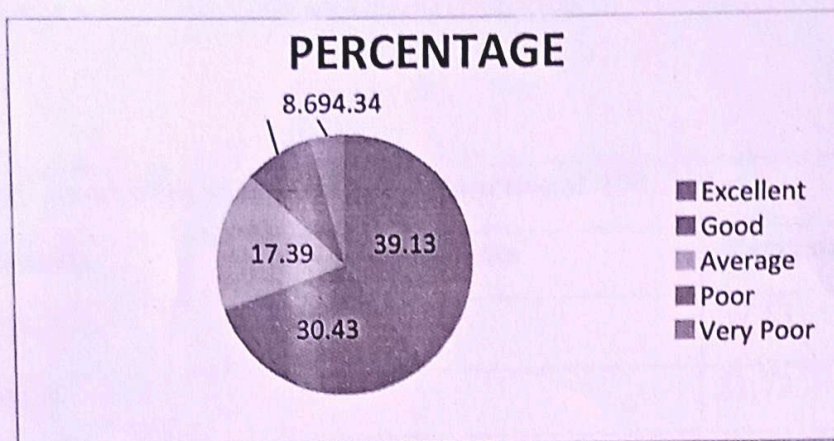


Alshin

Principal
Desh Bhagat College
BARDWAL, DHURI

8. Campus cleanliness. (N= 23)


Sr. No.	Criteria	No. of Students	Percentage (%)
1.	Excellent	9	39.13
2.	Good	7	30.43
3.	Average	4	17.39
4.	Poor	2	8.69
5.	Very Poor	1	4.34



Interpretation: It is analysed from the above graph that there is 86.95% students strongly agreed campus cleanliness, while there is only 4.34% of total students felt average about campus cleanliness.

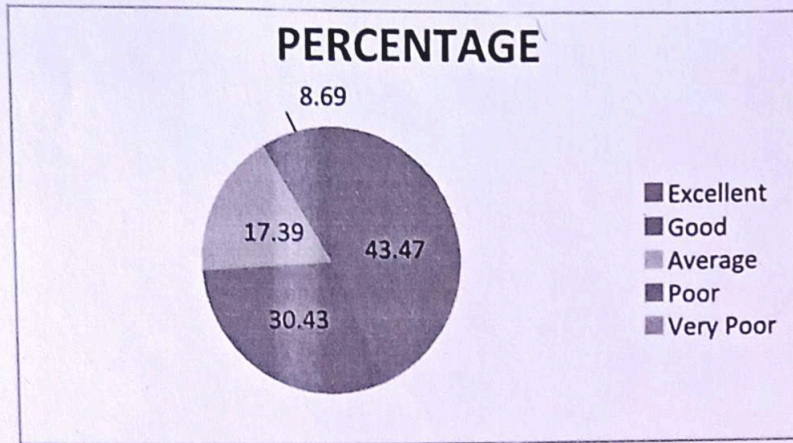
9. Relevance of curriculum in getting job. (N= 23)

Sr. No.	Criteria	No. of Students	Percentage (%)
1.	Excellent	10	43.47
2.	Good	7	30.43
3.	Average	4	17.39
4.	Poor	2	8.69
5.	Very Poor	0	0.00



Alhin

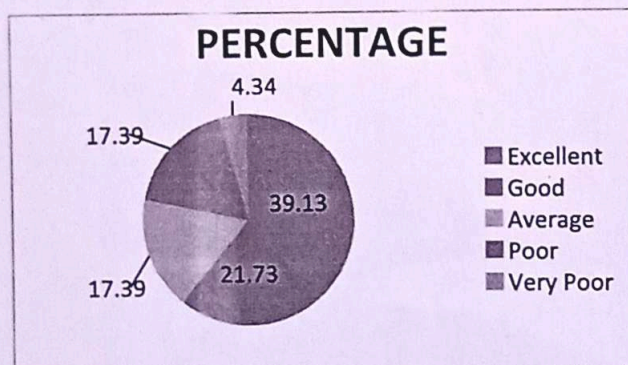
Principal
Desh Bhagat College
BARDWAL




Interpretation: It is analysed from above graph that there is 43.47% of total students agreed with relevance of the course in terms of the job, while there is only 8.69% of total students felt poor about relevance of the course in terms of the job.

10. The alumni association of old student is functional. (N= 23)

Sr.No.	Criteria	No. of Students	Percentage (%)
1.	Excellent	9	39.13
2.	Good	5	21.73
3.	Average	4	17.39
4.	Poor	4	17.39
5.	Very Poor	1	4.34



Interpretation: It is analysed from above graph that there is 39.13% of students agreed with alumni association of old student is functional, while there is only 17.39% of total students felt poor about alumni association of old student is functional..



Signature

Principal
Desh Bhagat College
BARDWAL

DESH BHAGAT COLLEGE, BARDWAL-DHURI

INTERNAL QUALITY ASSURANCE CELL

ACADEMIC YEAR 2019-20

**FEEDBACK ANALYSIS REPORT OF ALUMNI: SURVEY REGARDING
ATTAINMENT OF PROGRAMME AND COURSE OUTCOMES**

A survey was conducted on the attainment of Programme and Course outcomes at the end of academic year. A questionnaire comprising of 10 questions on the basis of liker scale was circulated among the students and collected from 28 students. Collected data was then analysed by IQAC.

Alumni Survey regarding attainment of Programme and Course outcomes:

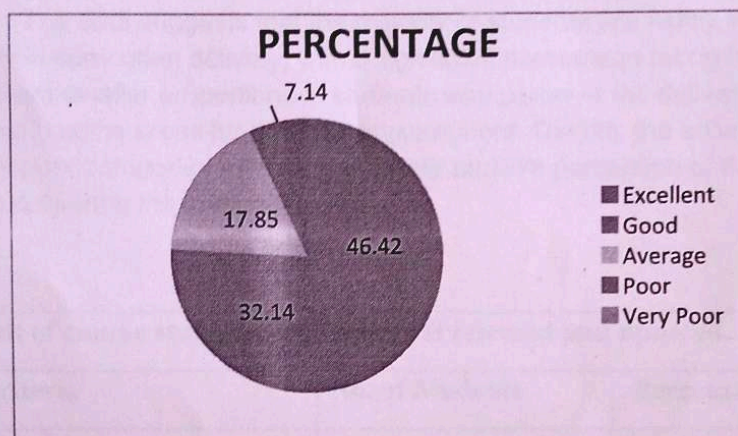
Total number of students included in survey= 28

Sr. No	Parameters	Excellent (5)	Good (4)	Average (3)	Poor (2)	Very poor (1)
1	Admission procedure in the college.	13	9	5	2	0
2	Quality of faculty in curriculum delivery.	15	7	4	2	0
3	Content of course studied in the college is relevant and updated.	11	10	5	3	0
4	Integrity of the office staff.	13	5	7	3	0
5	Co-curricular activities in the college.	14	7	4	3	0
6	Library facility.	12	8	5	3	0
7	Canteen facility.	13	5	6	3	1
8	Campus cleanliness.	12	7	5	3	1
9	Relevance of curriculum in getting job.	13	7	5	2	1
10.	The alumni association of old student is functional.	12	7	6	2	1




B. Kaw
Principal
Desh Bhagat College
Bardwal (Dhuri)

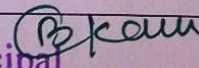
1. Admission procedure in the college. (N=28)			
Sr. No.	Criteria	No. of Students	Percentage (%)
1.	Excellent	13	46.42
2.	Good	9	32.14
3.	Average	5	17.85
4.	Poor	2	7.14
5.	Very Poor	0	0.00

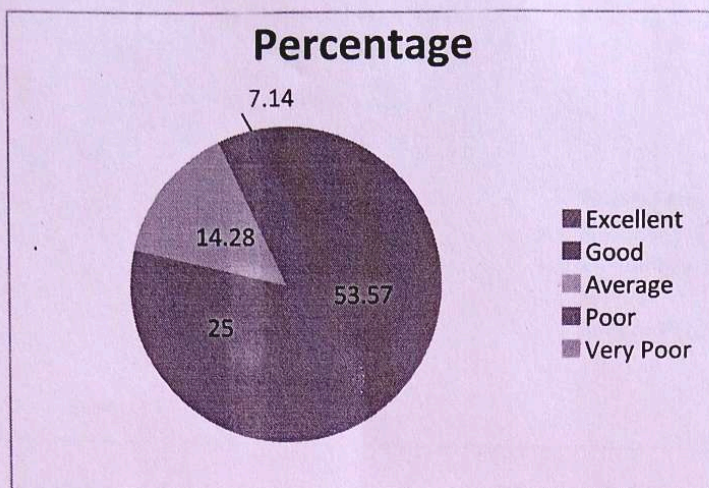


Interpretation: It is analysed from above table that 46.42% of total students said excellent for admission procedure in the college, while 17.8% of total students said that admission procedure in the college is average.

2. Quality of faculty in curriculum delivery. (N=28)			
Sr. No.	Criteria	No. of Students	Percentage (%)
1.	Excellent	15	53.57
2.	Good	7	25
3.	Average	4	14.28
4.	Poor	2	7.14
5.	Very Poor	0	0.00




 Principal
 Desh Bhagat College
 Bardwal (Dhuri)

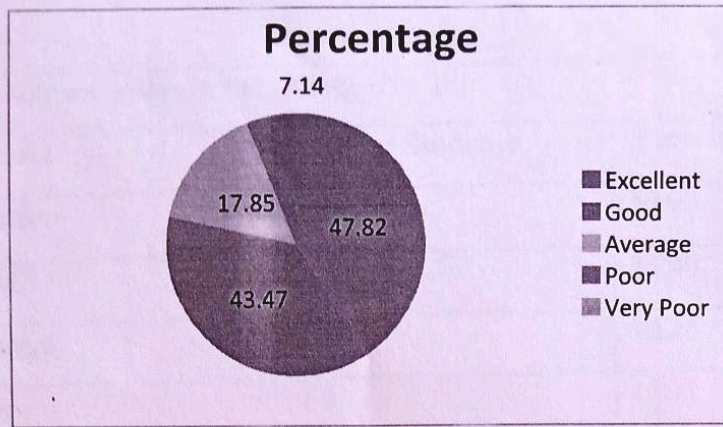


Interpretation: The data suggests that the majority of students are highly satisfied with the quality of faculty in curriculum delivery, with a significant percentage rating it as excellent. However, there are smaller proportions of students who perceive the delivery as good or average, indicating some areas for potential improvement. Overall, the absence of ratings in the poor or very poor categories reflects a generally positive perception of the faculty's performance in delivering the curriculum.

3. Content of course studied in the college is relevant and updated. (N=28)			
Sr. No.	Criteria	No. of Students	Percentage (%)
1.	Excellent	11	47.82
2.	Good	10	43.47
3.	Average	5	17.85
4.	Poor	2	7.14
5.	Very Poor	0	0.00

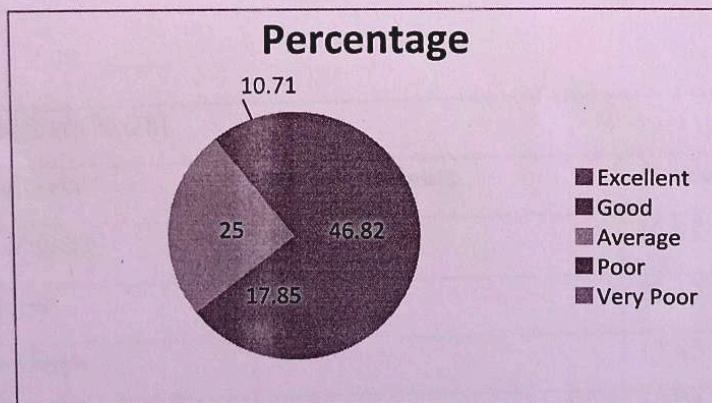


P. Kam
Principal
Desh Bhagat College
Bardwal (Dhuri)



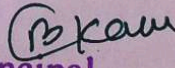
Interpretation: It is analysed from above graph that 47.82% of total students felt that Content of course studied in the college is relevant and updated, while only 7.14% of total students felt below poor about Content of course studied in the college is relevant and updated.

4. Integrity of the office staff . (N=28)			
Sr. No.	Criteria	No. of Students	Percentage (%)
1.	Excellent	13	46.82
2.	Good	5	17.85
3.	Average	7	25
4.	Poor	3	10.71
5.	Very Poor	0	0.00

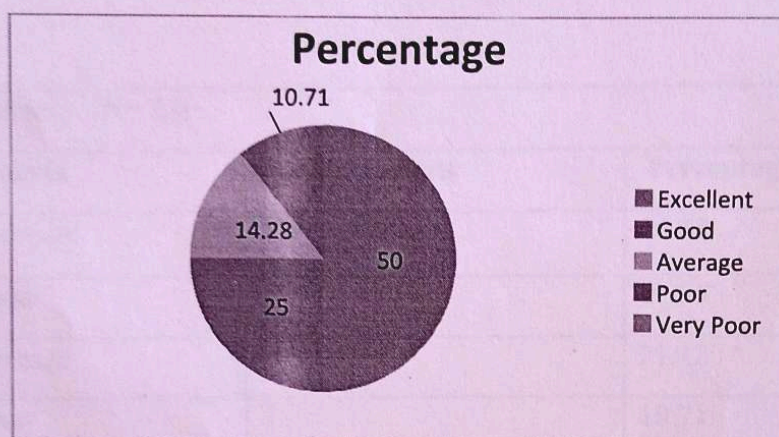


Interpretation: It is analysed from above graph that there is 46.82% of total students strongly agreed with the Integrity of the office staff ., while only 25.00% of total students felt average about Integrity of the office staff.





 Principal
 Desh Bhagat College
 Bardwal (Dhuri)

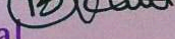
5. Co-curricular activities in the college (N= 28)			
Sr. No.	Criteria	No. of Students	Percentage (%)
1.	Excellent	14	50.00
2.	Good	7	25.00
3.	Average	4	14.28
4.	Poor	3	10.71
5.	Very Poor	0	0.00

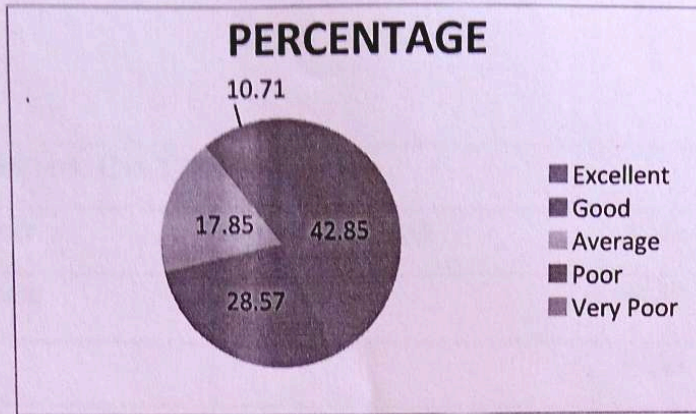


Interpretation: It is analysed from above graph that there is 50.00% of total students agreed with Co-curricular activities in the college, while only 14.28% of total students felt average about the same.

6. Library facility (N=28)			
Sr. No.	Criteria	No. of Students	Percentage (%)
1.	Excellent	12	42.85
2.	Good	8	28.57
3.	Average	5	17.85
4.	Poor	3	10.71
5.	Very Poor	0	0.00

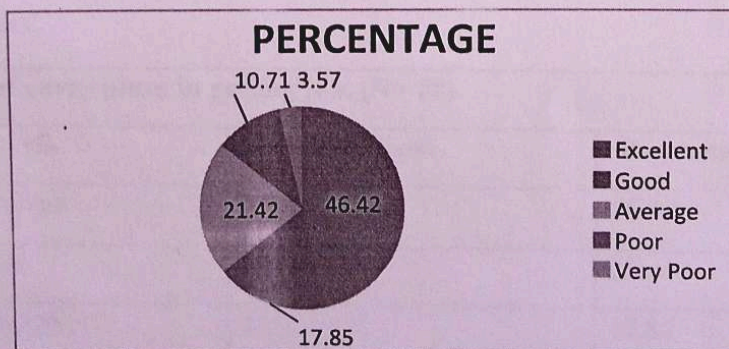



 Principal
 Desh Bhagat College
 Bardwai (Dhuri)



Interpretation: It is analysed from above graph that there is 42.85% of total students agreed with the Library facilities, while only 10.71% of total students felt poor about library facilities.

7. Canteen Facility. (N= 28)			
Sr. No.	Criteria	No. of Students	Percentage (%)
1.	Excellent	13	46.42
2.	Good	5	17.85
3.	Average	6	21.42
4.	Poor	3	10.71
5.	Very Poor	1	3.57



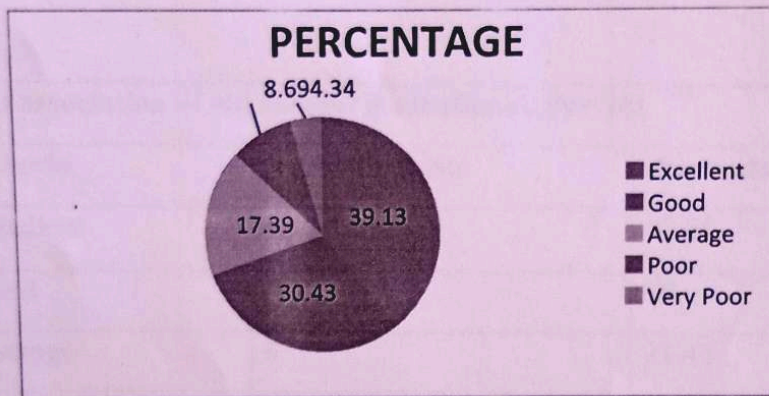
Interpretation: It is analysed from above graph that there is 46.42% of total students strongly agreed with Canteen Facility, While only 3.57% of total students felt very poor about the same.



(Signature)
 Principal
 Desh Bhagat College
 Bardwal (Dhuri)

8. Campus cleanliness. (N= 28)

Sr. No.	Criteria	No. of Students	Percentage (%)
1.	Excellent	12	39.13
2.	Good	7	30.43
3.	Average	5	17.39
4.	Poor	3	8.69
5.	Very Poor	1	4.34




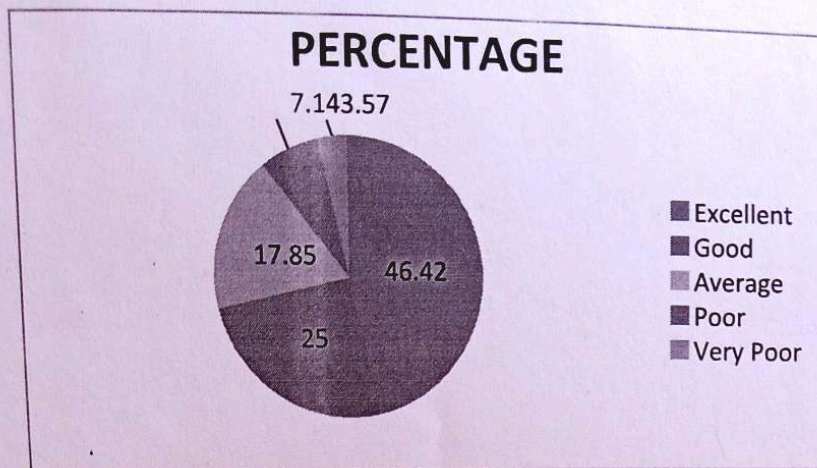
Interpretation: It is analysed from the above graph that there is 39.13% students strongly agreed campus cleanliness, while there is only 17.39% of total students felt average about campus cleanliness.

9. Relevance of curriculum in getting job. (N= 28)

Sr. No.	Criteria	No. of Students	Percentage (%)
1.	Excellent	13	46.42
2.	Good	7	25
3.	Average	5	17.85
4.	Poor	2	7.14
5.	Very Poor	1	3.57

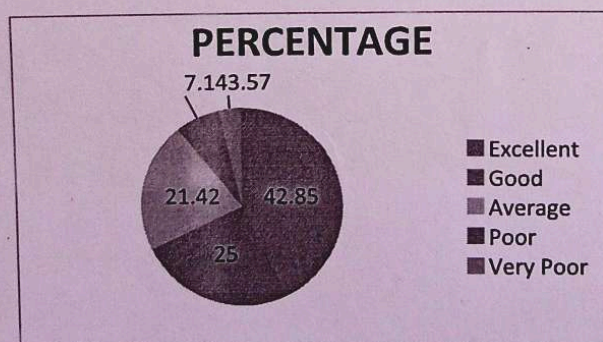



 Principal
 Desh Bhagat College
 Bardwal (Dhuri)




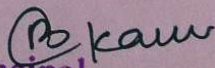
Interpretation: It is analysed from above graph that there is 46.42% of total students agreed with relevance of the course in terms of the job, while there is only 7.14% of total students felt poor about relevance of the course in terms of the job.

10. The alumni association of old student is functional. (N= 28)			
Sr. No.	Criteria	No. of Students	Percentage (%)
1.	Excellent	12	42.85
2.	Good	7	25
3.	Average	6	21.42
4.	Poor	2	7.14
5.	Very Poor	1	3.57



Interpretation: It is analysed from above graph that there is 42.85% of students agreed with alumni association of old student is functional, while there is only 7.14% of total students felt poor about alumni association of old student is functional..




 Principal
 Desh Bhagat College
 Bardwal (Dhuri)

DESH BHAGAT COLLEGE, BARDWAL-DHURI

INTERNAL QUALITY ASSURANCE CELL

ACADEMIC YEAR 2020-21

**FEEDBACK ANALYSIS REPORT OF ALUMNI: SURVEY REGARDING
ATTAINMENT OF PROGRAMME AND COURSE OUTCOMES**

A survey was conducted on the attainment of Programme and Course outcomes at the end of academic year. A questionnaire comprising of 10 questions on the basis of liker scale was circulated among the students and collected from 27 students. Collected data was then analysed by IQAC.

Alumni Survey regarding attainment of Programme and Course outcomes:

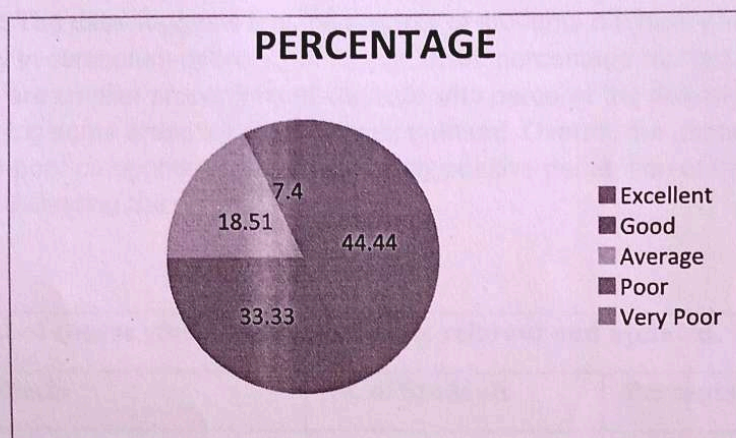
Total number of students included in survey= 27

Sr. No	Parameters	Excellent (5)	Good (4)	Average (3)	Poor (2)	Very poor (1)
1	Admission procedure in the college.	12	9	5	2	0
2	Quality of faculty in curriculum delivery.	15	7	3	2	0
3	Content of course studied in the college is relevant and updated.	11	10	4	3	0
4	Integrity of the office staff.	13	5	7	2	0
5	Co-curricular activities in the college.	13	7	4	3	0
6	Library facility.	12	8	4	3	0
7	Canteen facility.	13	4	6	3	1
8	Campus cleanliness.	11	7	5	3	1
9	Relevance of curriculum in getting job.	13	7	4	2	1
10.	The alumni association of old student is functional.	11	7	6	2	1



Bkaw
Principal
Desh Bhagat College
Bardwal (Dhuri)

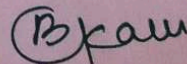
1. Admission procedure in the college. (N=27)			
Sr. No.	Criteria	No. of Students	Percentage (%)
1.	Excellent	12	44.44
2.	Good	9	33.33
3.	Average	5	18.51
4.	Poor	2	7.40
5.	Very Poor	0	0.00

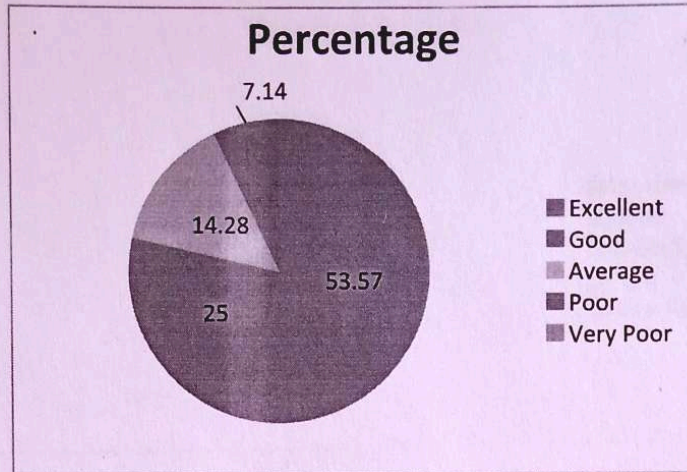


Interpretation: It is analysed from above table that 46.42% of total students said excellent for admission procedure in the college, while 17.8% of total students said that admission procedure in the college is average.

2. Quality of faculty in curriculum delivery. (N=27)			
Sr. No.	Criteria	No. of Students	Percentage (%)
1.	Excellent	15	55.55
2.	Good	7	25.92
3.	Average	3	11.11
4.	Poor	2	7.40
5.	Very Poor	0	0.00



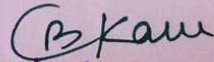

 Principal
 Desh Bhagat College
 Bardwal (Dhuri)

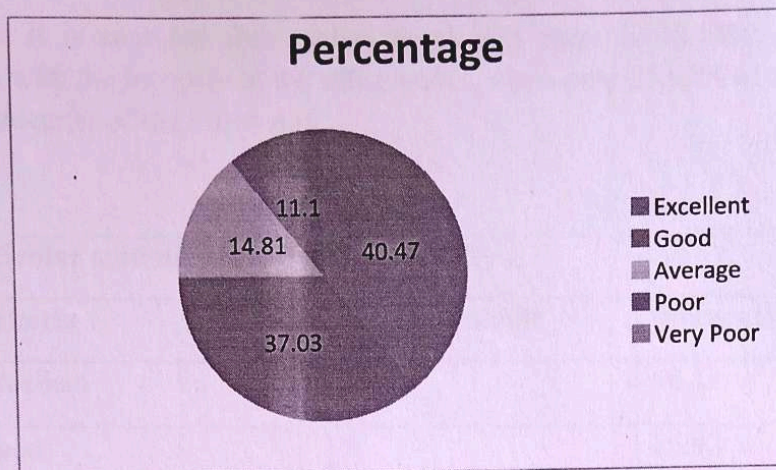


Interpretation: The data suggests that the majority of students are highly satisfied with the quality of faculty in curriculum delivery, with a significant percentage rating it as excellent. However, there are smaller proportions of students who perceive the delivery as good or average, indicating some areas for potential improvement. Overall, the absence of ratings in the poor or very poor categories reflects a generally positive perception of the faculty's performance in delivering the curriculum.

3. Content of course studied in the college is relevant and updated. (N=27)			
Sr. No.	Criteria	No. of Students	Percentage (%)
1.	Excellent	11	40.47
2.	Good	10	37.03
3.	Average	4	14.81
4.	Poor	3	11.1
5.	Very Poor	0	0.00

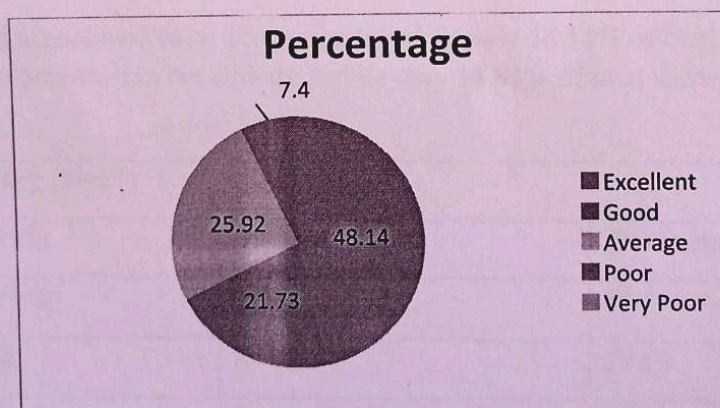


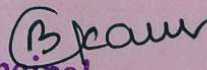

Principal
Desh Bhagat College
Bardwal (Dhuri)



Interpretation: It is analysed from above graph that 40.47% of total students felt that Content of course studied in the college is relevant and updated, while only 11.1% of total students felt below poor about Content of course studied in the college is relevant and updated.

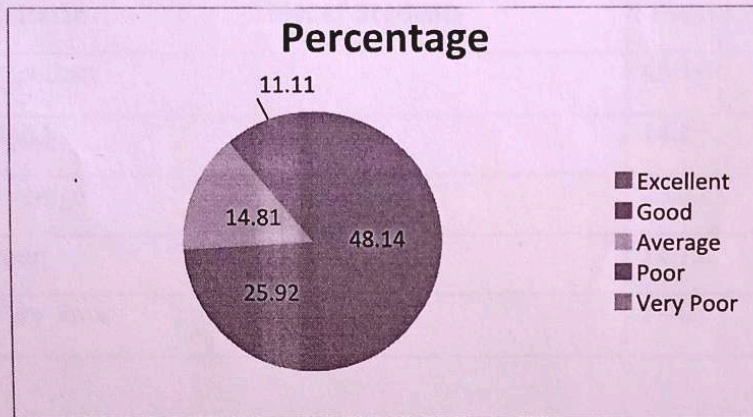
4. Integrity of the office staff . (N=27)			
Sr. No.	Criteria	No. of Students	Percentage (%)
1.	Excellent	13	48.14
2.	Good	5	21.73
3.	Average	7	25.92
4.	Poor	2	7.40
5.	Very Poor	0	0.00




 Principal
 Desh Bhagat College
 Bardwal (Dhuri)

Interpretation: It is analysed from above graph that there is 48.14% of total students strongly agreed with the Integrity of the office staff, while only 25.92% of total students felt average about Integrity of the office staff.

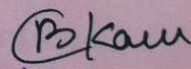
5. Co-curricular activities in the college (N= 27)			
Sr. No.	Criteria	No. of Students	Percentage (%)
1.	Excellent	13	48.14
2.	Good	7	25.92
3.	Average	4	14.81
4.	Poor	3	11.11
5.	Very Poor	0	0.00




Interpretation: It is analysed from above graph that there is 48.14% of total students agreed with Co-curricular activities in the college, while only 14.81% of total students felt average about the same.

6. Library facility (N=27)			
Sr. No.	Criteria	No. of Students	Percentage (%)
1.	Excellent	12	44.44
2.	Good	8	29.62
3.	Average	4	14.81
4.	Poor	3	11.11
5.	Very Poor	0	0.00

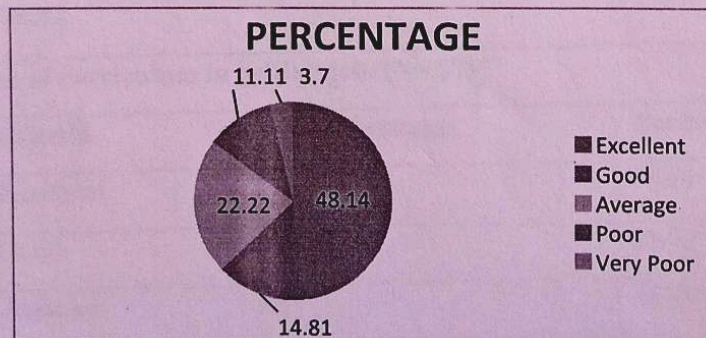



 Principal
 Desh Bhagat College
 Bardwal (Dhuri)




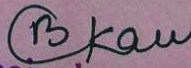
Interpretation: It is analysed from above graph that there is 44.44% of total students agreed with the Library facilities, while only 11.11% of total students felt poor about library facilities.

7. Canteen Facility. (N= 27)			
Sr.No.	Criteria	No. of Students	Percentage (%)
1.	Excellent	13	48.14
2.	Good	4	14.81
3.	Average	6	22.22
4.	Poor	3	11.11
5.	Very Poor	1	3.70

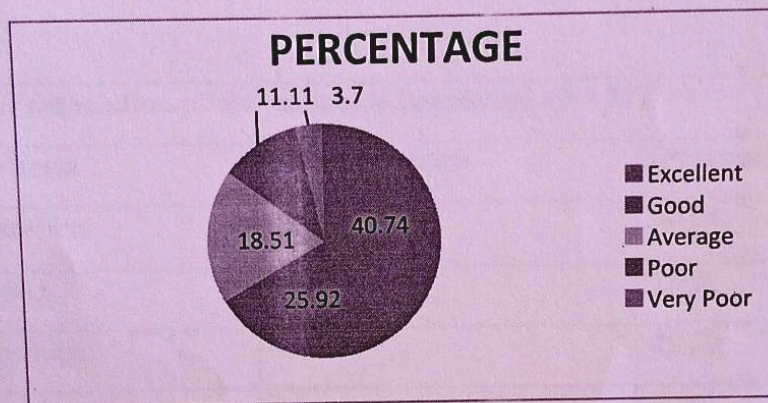


Interpretation: It is analysed from above graph that there is 48.14% of total students strongly agreed with Canteen Facility, While only 3.70% of total students felt very poor about the same.




 Principal
 Desh Bhagat College
 Bardwal (Dhuri)

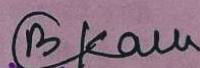
8. Campus cleanliness. (N= 27)			
Sr. No.	Criteria	No. of Students	Percentage (%)
1.	Excellent	11	40.74
2.	Good	7	25.92
3.	Average	5	18.51
4.	Poor	3	11.11
5.	Very Poor	1	3.70

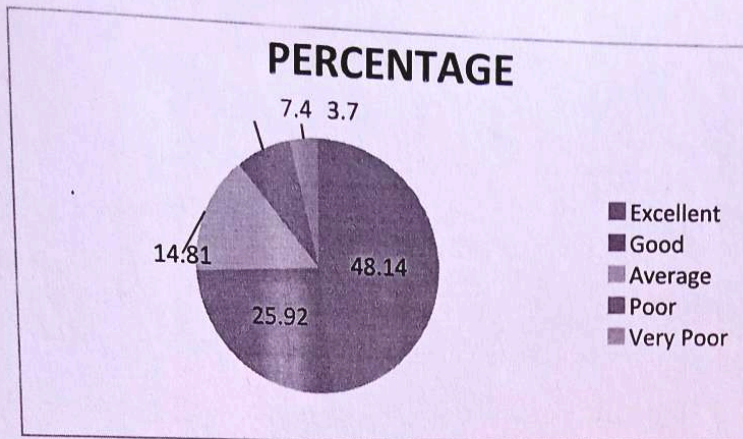


Interpretation: It is analysed from the above graph that there is 40.74% students strongly agreed campus cleanliness, while there is only 18.51% of total students felt average about campus cleanliness.

9. Relevance of curriculum in getting job. (N= 27)			
Sr. No.	Criteria	No. of Students	Percentage (%)
1.	Excellent	13	48.14
2.	Good	7	25.92
3.	Average	4	14.81
4.	Poor	2	7.40
5.	Very Poor	1	3.70

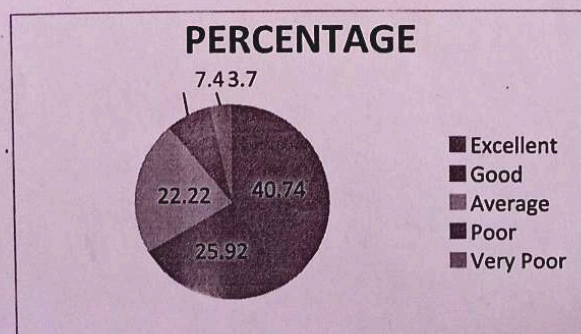



 Principal
 Desh Bhagat College
 Bardwal (Dhuri)



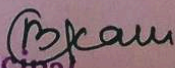
Interpretation: It is analysed from above graph that there is 48.14% of total students agreed with relevance of the course in terms of the job, while there is only 7.40% of total students felt poor about relevance of the course in terms of the job.

10. The alumni association of old student is functional. (N= 27)			
Sr. No.	Criteria	No. of Students	Percentage (%)
1.	Excellent	11	40.74
2.	Good	7	25.92
3.	Average	6	22.22
4.	Poor	2	7.40
5.	Very Poor	1	3.7



Interpretation: It is analysed from above graph that there is 40.74% of students agreed with alumni association of old student is functional, while there is only 7.40% of total students felt poor about alumni association of old student is functional..




 Principal
 Desh Bhagat College
 Bardwal (Dhuri)

DESH BHAGAT COLLEGE, BARDWAL-DHURI

INTERNAL QUALITY ASSURANCE CELL

ACADEMIC YEAR 2021-22

FEEDBACK ANALYSIS REPORT OF ALUMNI: SURVEY REGARDING ATTAINMENT OF PROGRAMME AND COURSE OUTCOMES

A survey was conducted on the attainment of Programme and Course outcomes at the end of academic year. A questionnaire comprising of 10 questions on the basis of liker scale was circulated among the students and collected from 68 students. Collected data was then analysed by IQAC.

Alumni Survey regarding attainment of Programme and Course outcomes:

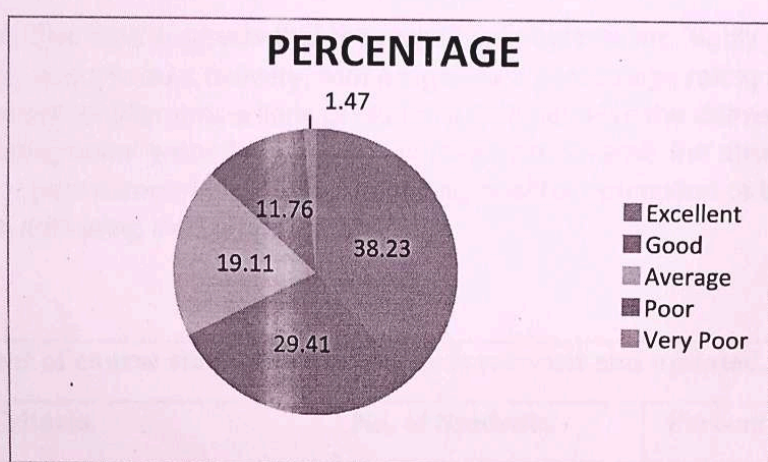
Total number of students included in survey= 68

Sr. No	Parameters	Excellent (5)	Good (4)	Average (3)	Poor (2)	Very poor (1)
1	Admission procedure in the college.	26	20	13	8	1
2	Quality of faculty in curriculum delivery.	30	16	12	7	3
3	Content of course studied in the college is relevant and updated.	29	22	8	7	2
4	Integrity of the office staff.	23	18	15	8	4
5	Co-curricular activities in the college.	31	17	11	5	3
6	Library facility.	29	15	11	11	2
7	Canteen facility.	27	15	14	7	5
8	Campus cleanliness.	29	16	10	8	5
9	Relevance of curriculum in getting job.	28	13	12	11	4
10.	The alumni association of old student is functional.	29	14	15	8	4



B. Paw
Principal
Desh Bhagat College
Bardwal (Dhuri)

1. Admission procedure in the college. (N=68)			
Sr. No.	Criteria	No. of Students	Percentage (%)
1.	Excellent	26	38.23
2.	Good	20	29.41
3.	Average	13	19.11
4.	Poor	8	11.76
5.	Very Poor	1	1.47

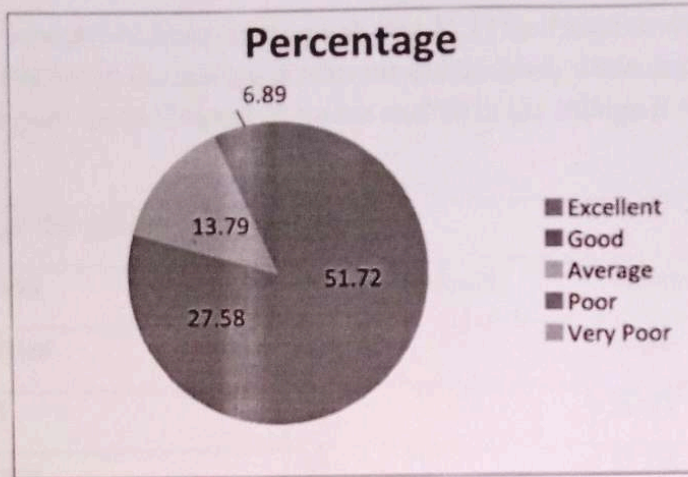


Interpretation: It is analysed from above table that 38.23% of total students said excellent for admission procedure in the college, while 19.11% of total students said that admission procedure in the college is average.

2. Quality of faculty in curriculum delivery. (N=68)			
Sr. No.	Criteria	No. of Students	Percentage (%)
1.	Excellent	15	51.72
2.	Good	8	27.58
3.	Average	4	13.79
4.	Poor	2	6.89
5.	Very Poor	0	0.00



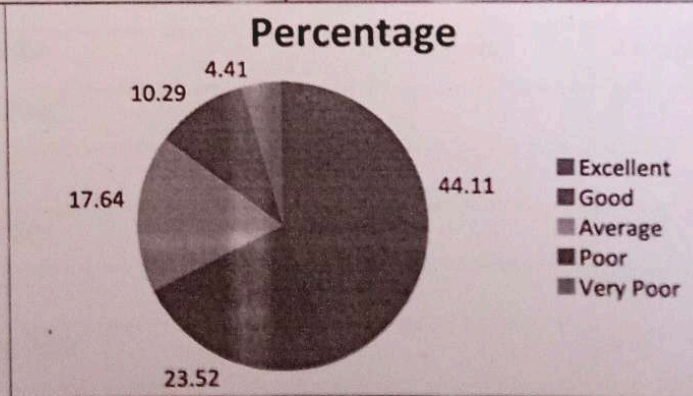
Principal *P. Kaur*
Desh Bhagat College
Bardwal (Dhuri)

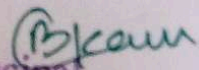


Interpretation: The data suggests that the majority of students are highly satisfied with the quality of faculty in curriculum delivery, with a significant percentage rating it as excellent. However, there are smaller proportions of students who perceive the delivery as good or average, indicating some areas for potential improvement. Overall, the absence of ratings in the poor or very poor categories reflects a generally positive perception of the faculty's performance in delivering the curriculum.

3. Content of course studied in the college is relevant and updated. (N=68)

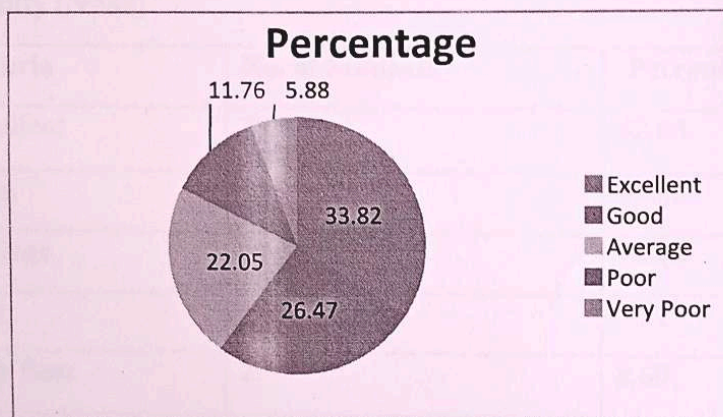
Sr. No.	Criteria	No. of Students	Percentage (%)
1.	Excellent	30	44.11
2.	Good	16	23.52
3.	Average	12	17.64
4.	Poor	7	10.29
5.	Very Poor	3	4.41




 Principal
 Desh Bhagat College
 Bardwal (Dhuri)

Interpretation: It is analysed from above graph that 44.11% of total students felt that Content of course studied in the college is relevant and updated, while only 10.29% of total students felt below poor about Content of course studied in the college is relevant and updated.

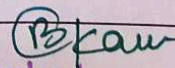
4. Integrity of the office staff . (N=68)			
Sr. No.	Criteria	No. of Students	Percentage (%)
1.	Excellent	23	33.82
2.	Good	18	26.47
3.	Average	15	22.05
4.	Poor	8	11.76
5.	Very Poor	4	5.88

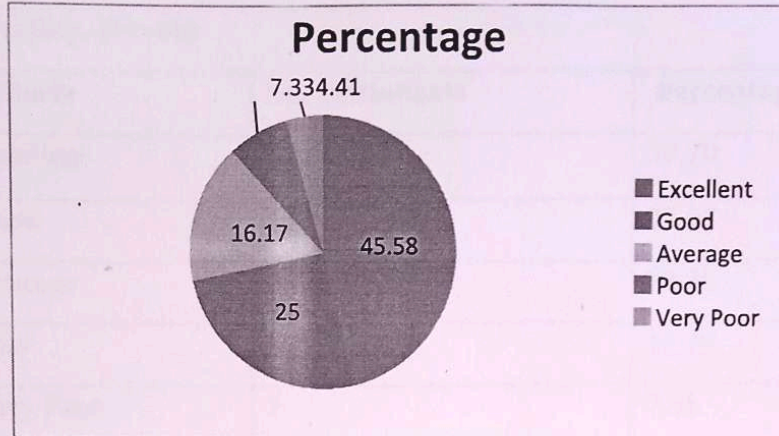


Interpretation: It is analysed from above graph that there is 33.82% of total students strongly agreed with the Integrity of the office staff ., while only 22.05% of total students felt average about Integrity of the office staff.

5. Co-curricular activities in the college (N= 68)			
Sr. No.	Criteria	No. of Students	Percentage (%)
1.	Excellent	31	45.58
2.	Good	17	25.00
3.	Average	11	16.17
4.	Poor	5	7.33
5.	Very Poor	3	4.41

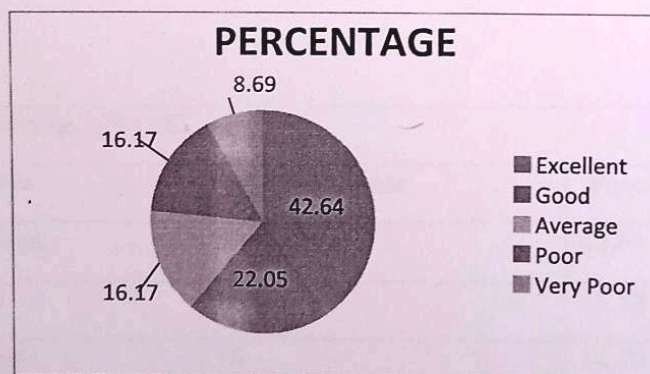



 Principal
 Desh Bhagat College
 Bardwal (Dhuri)



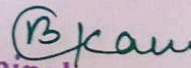
Interpretation: It is analysed from above graph that there is 45.58% of total students agreed with Co-curricular activities in the college, while only 16.17% of total students felt average about the same.

6. Library facility (N=68)			
Sr. No.	Criteria	No. of Students	Percentage (%)
1.	Excellent	29	42.64
2.	Good	15	22.05
3.	Average	11	16.17
4.	Poor	11	16.17
5.	Very Poor	2	8.69



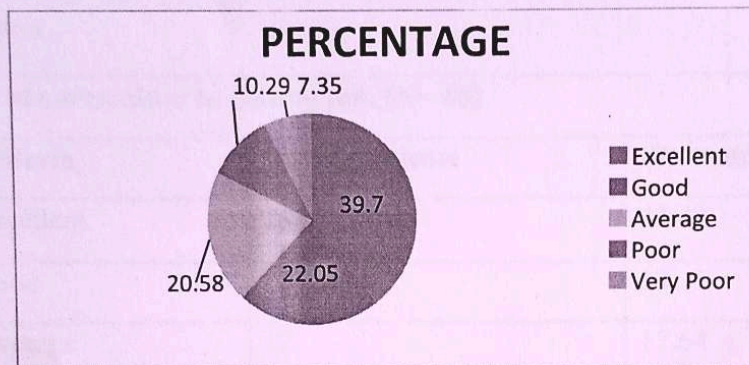
Interpretation: It is analysed from above graph that there is 42.64% of total students agreed with the Library facilities, while only 16.17% of total students felt poor about library facilities.




 Principal
 Desh Bhagat College
 Bardwal (Dhuri)

7. Canteen Facility. (N= 68)


Sr. No.	Criteria	No. of Students	Percentage (%)
1.	Excellent	27	39.70
2.	Good	15	22.05
3.	Average	14	20.58
4.	Poor	7	10.29
5.	Very Poor	5	7.35

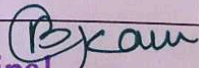


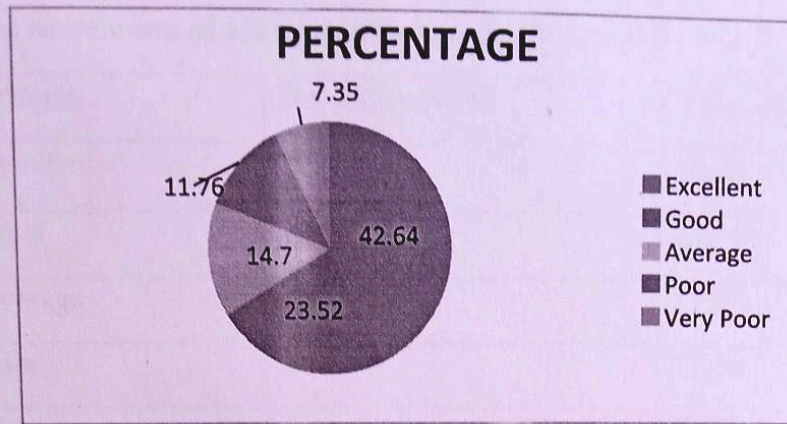
Interpretation: It is analysed from above graph that there is 39.70% of total students strongly agreed with Canteen Facility, While only 7.35% of total students felt very poor about the same.

8. Campus cleanliness. (N= 68)

Sr. No.	Criteria	No. of Students	Percentage (%)
1.	Excellent	29	42.64
2.	Good	16	23.52
3.	Average	10	14.70
4.	Poor	8	11.76
5.	Very Poor	5	7.35

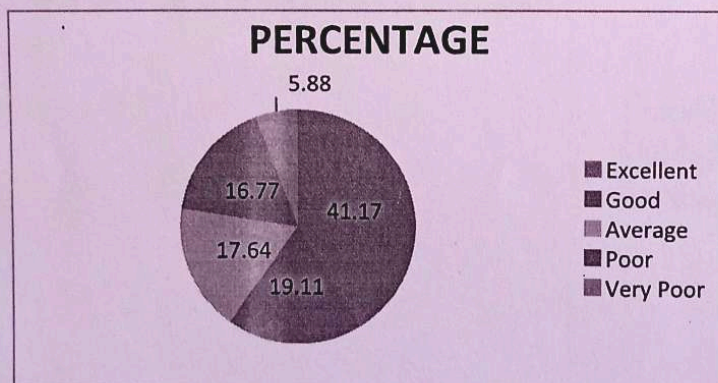



Principal
Desh Bhagat College
Bardwal (Dhuri)



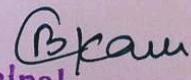
Interpretation: It is analysed from the above graph that there is 42.64% students strongly agreed campus cleanliness, while there is only 14.7% of total students felt average about campus cleanliness.

9. Relevance of curriculum in getting job. (N= 68)			
Sr. No.	Criteria	No. of Students	Percentage (%)
1.	Excellent	28	41.17
2.	Good	13	19.11
3.	Average	12	17.64
4.	Poor	11	16.77
5.	Very Poor	4	5.88



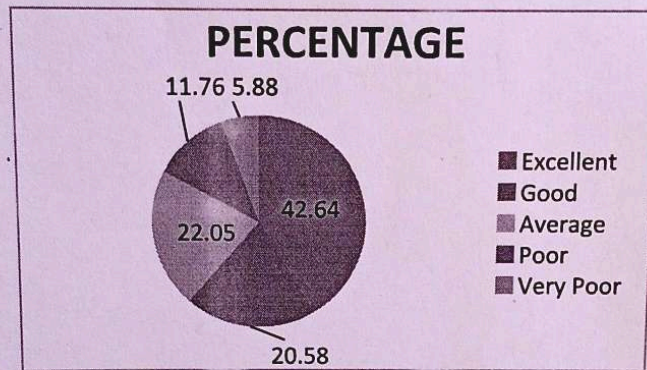
Interpretation: It is analysed from above graph that there is 41.17% of total students agreed with relevance of the course in terms of the job, while there is only 5.88% of total students felt poor about relevance of the course in terms of the job.




 Principal
 Desh Bhagat College
 Bardwal (Dhuri)

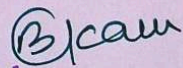
10. The alumni association of old student is functional. (N= 68)

Sr. No.	Criteria	No. of Students	Percentage (%)
1.	Excellent	29	42.64
2.	Good	14	20.58
3.	Average	15	22.05
4.	Poor	8	11.76
5.	Very Poor	4	5.88



Interpretation: It is analysed from above graph that there is 45.64% of students agreed with alumni association of old student is functional, while there is only 11.76% of total students felt poor about alumni association of old student is functional..




 Principal
 Desh Bhagat College
 Bardwal (Dhuri)

DESH BHAGAT COLLEGE, BARDWAL-DHURI

INTERNAL QUALITY ASSURANCE CELL

ACADEMIC YEAR 2022-23

**FEEDBACK ANALYSIS REPORT OF ALUMNI: SURVEY REGARDING
ATTAINMENT OF PROGRAMME AND COURSE OUTCOMES**

A survey was conducted on the attainment of Programme and Course outcomes at the end of academic year. A questionnaire comprising of 10 questions on the basis of liker scale was circulated among the students and collected from 68 students. Collected data was then analysed by IQAC.

Alumni Survey regarding attainment of Programme and Course outcomes:

Total number of students included in survey= 68

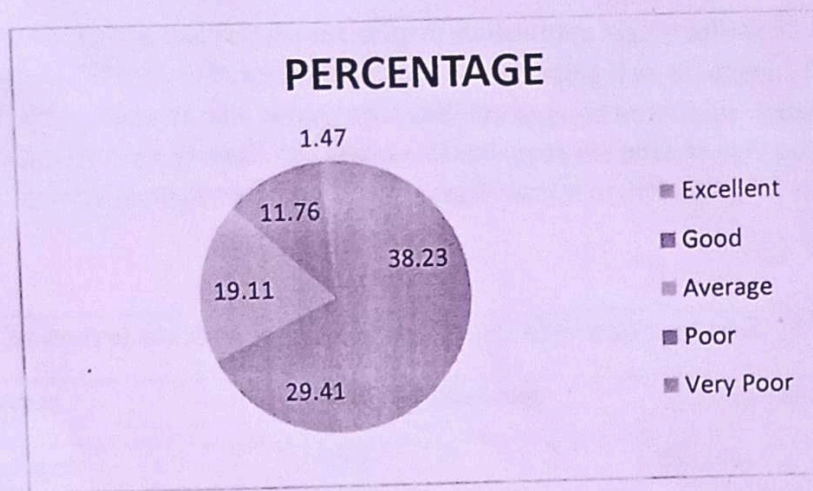
Sr. No	Parameters	Excellent (5)	Good (4)	Average (3)	Poor (2)	Very poor (1)
1	Admission procedure in the college.	26	20	13	8	1
2	Quality of faculty in curriculum delivery.	30	16	12	7	3
3	Content of courses studied in the college is relevant and updated.	29	22	8	7	2
4	Integrity of the office staff.	23	18	15	8	4
5	Co-curricular activities in the college.	31	17	11	5	3
6	Library facility.	29	15	11	11	2
7	Canteen facility.	27	15	14	7	5
8	Campus cleanliness.	29	16	10	8	5
9	Relevance of curriculum in getting job.	28	13	12	11	4
10.	The alumni association of old student is functional.	29	14	15	8	4



[Signature]
Principal
Desh Bhagat College
BARDWAL-DHURI

1. Admission procedure in the college.(N=68)


Sr. No.	Criteria	No. of Students	Percentage (%)
1.	Excellent	26	38.23
2.	Good	20	29.41
3.	Average	13	19.11
4.	Poor	8	11.76
5.	Very Poor	1	1.47




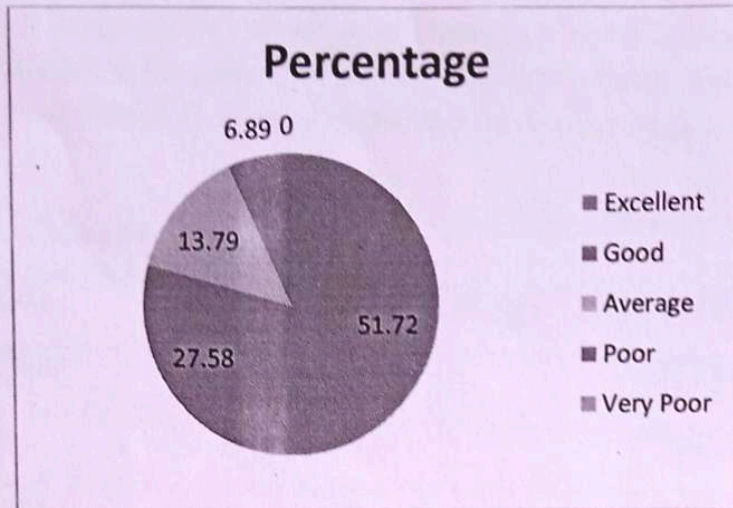
Interpretation: It is analysed from above table that 38.23% of total students said excellent for admission procedure in the college, while 19.11% of total students said that admission procedure in the college is average.

2. Quality of faculty in curriculum delivery. (N=68)

Sr. No.	Criteria	No. of Students	Percentage (%)
1.	Excellent	15	51.72
2.	Good	8	27.58
3.	Average	4	13.79
4.	Poor	2	6.89
5.	Very Poor	0	0.00

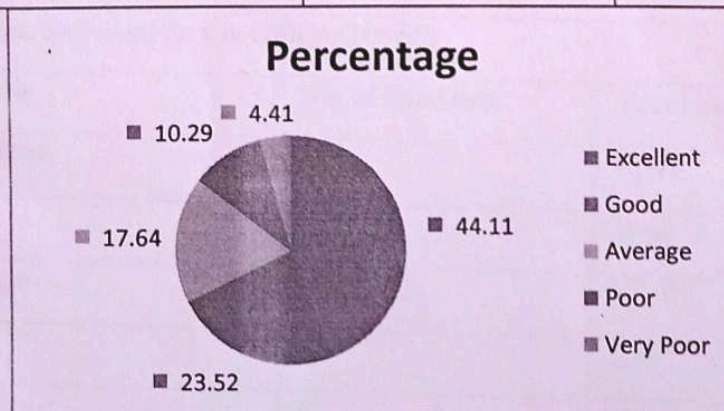




 Principal
 Desh Bhagat College
 BARDWAL-DHURI



Interpretation: The data suggests that the majority of students are highly satisfied with the quality of faculty in curriculum delivery, with a significant percentage rating it as excellent. However, there are smaller proportions of students who perceive the delivery as good or average, indicating some areas for potential improvement. Overall, the absence of ratings in the poor or very poor categories reflects a generally positive perception of the faculty's performance in delivering the curriculum.

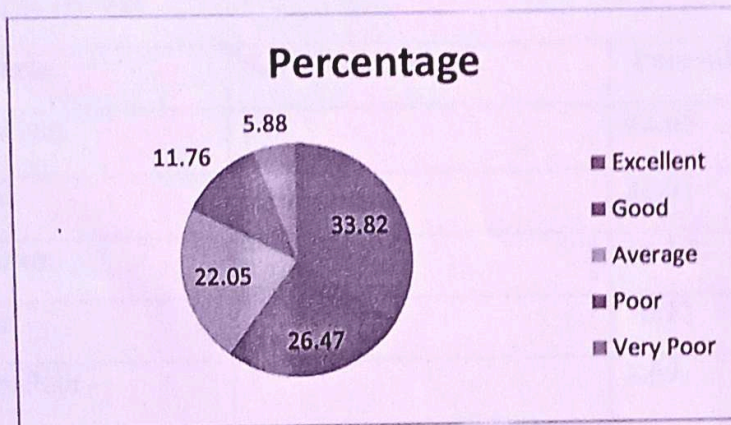
3. Content of course studied in the college is relevant and updated. (N=68)			
Sr. No.	Criteria	No. of Students	Percentage (%)
1.	Excellent	30	44.11
2.	Good	16	23.52
3.	Average	12	17.64
4.	Poor	7	10.29
5.	Very Poor	3	4.41




 Principal
 Desh Bhagat College
 BARDWAL-DHURI

Interpretation: It is analysed from above graph that 44.11% of total students felt that Content of course studied in the college is relevant and updated, while only 10.29% of total students felt below poor about Content of course studied in the college is relevant and updated.


4. Integrity of the office staff . (N=68)			
Sr. No.	Criteria	No. of Students	Percentage (%)
1.	Excellent	23	33.82
2.	Good	18	26.47
3.	Average	15	22.05
4.	Poor	8	11.76
5.	Very Poor	4	5.88

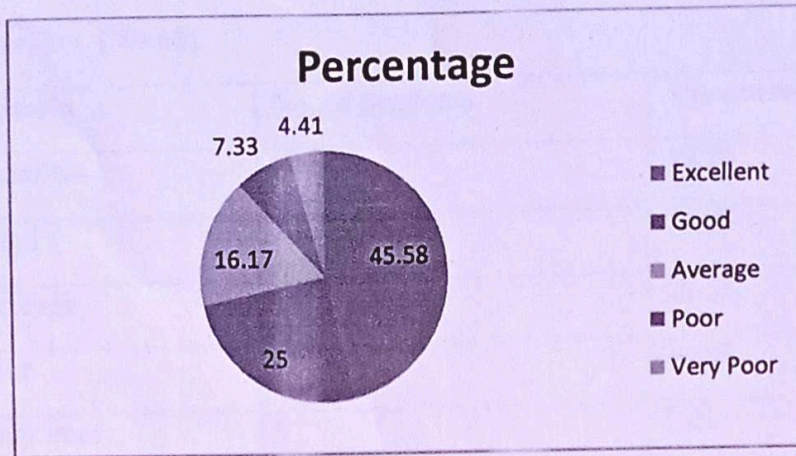


Interpretation: It is analysed from above graph that there is 33.82% of total students strongly agreed with the Integrity of the office staff ., while only 22.05% of total students felt average about Integrity of the office staff.

5.Co-curricular activities in the college(N= 68)			
Sr. No.	Criteria	No. of Students	Percentage (%)
1.	Excellent	31	45.58
2.	Good	17	25.00
3.	Average	11	16.17
4.	Poor	5	7.33
5.	Very Poor	3	4.41

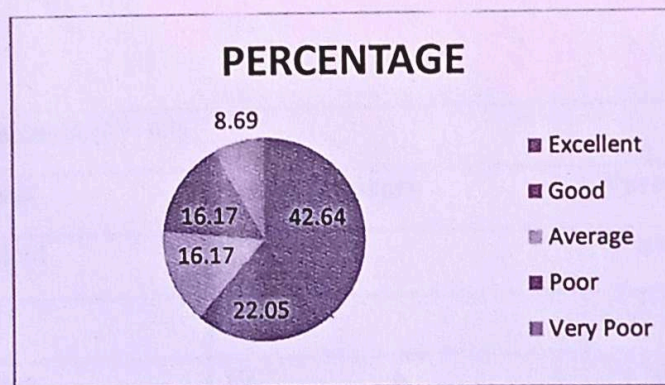



 Principal
 Desh Bhagat College
 BARDWAL




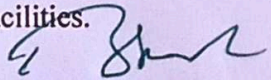
Interpretation: It is analysed from above graph that there is 45.58% of total students agreed with Co-curricular activities in the college , while only 16.17% of total students felt average about the same.

6. Library facility (N=68)			
Sr.No.	Criteria	No. of Students	Percentage (%)
1.	Excellent	29	42.64
2.	Good	15	22.05
3.	Average	11	16.17
4.	Poor	11	16.17
5.	Very Poor	2	8.69

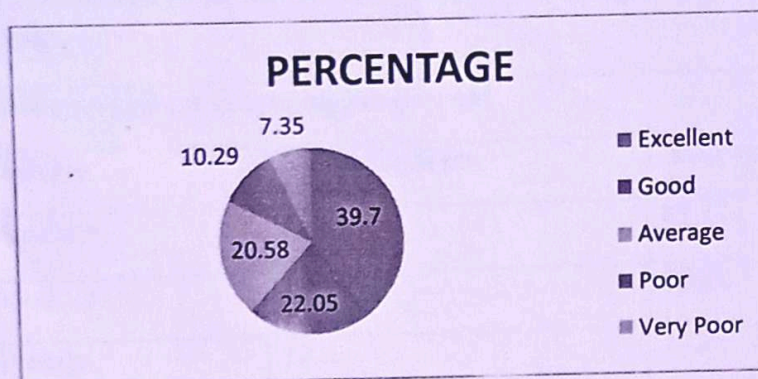


Interpretation: It is analysed from above graph that there is 42.64% of total students agreed with the Library facilities, while only 16.17% of total students felt poor about library facilities.





 Principal
 Desh Bhagat College
 BARDWAL-DHURI


7. Canteen Facility. (N= 68)			
Sr. No.	Criteria	No. of Students	Percentage (%)
1.	Excellent	27	39.70
2.	Good	15	22.05
3.	Average	14	20.58
4.	Poor	7	10.29
5.	Very Poor	5	7.35

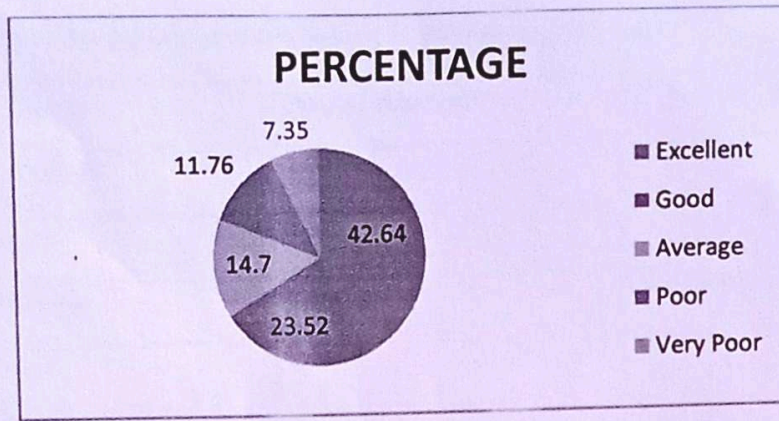


Interpretation: It is analysed from above graph that there is 39.70% of total students strongly agreed with Canteen Facility, While only 7.35% of total students felt very poor about the same.

8. Campus cleanliness.(N= 68)			
Sr. No.	Criteria	No. of Students	Percentage (%)
1.	Excellent	29	42.64
2.	Good	16	23.52
3.	Average	10	14.70
4.	Poor	8	11.76
5.	Very Poor	5	7.35

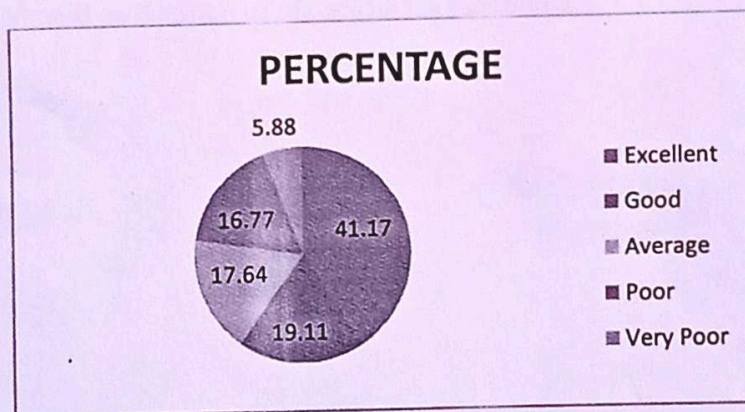



 Principal
 Desh Bhagat College
 BARDWAL-DHURI



Interpretation: It is analysed from the above graph that there is 42.64% students strongly agreed campus cleanliness, while there is only 14.7% of total students felt average about campus cleanliness.

9. Relevance of curriculum in getting job.(N= 68)			
Sr. No.	Criteria	No. of Students	Percentage (%)
1.	Excellent	28	41.17
2.	Good	13	19.11
3.	Average	12	17.64
4.	Poor	11	16.77
5.	Very Poor	4	5.88



Interpretation: It is analysed from above graph that there is 41.17% of total students agreed with relevance of the course in terms of the job, while there is only 5.88% of total students felt poor about relevance of the course in terms of the job.

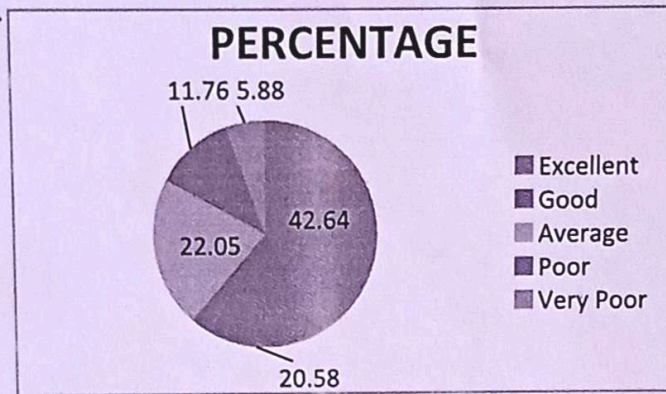
[Signature]

Principal
Desh Bhagat College
BARDWAL-DHUPUR



10. The alumni association of old student is functional. (N= 68)

Sr. No.	Criteria	No. of Students	Percentage (%)
1.	Excellent	29	42.64
2.	Good	14	20.58
3.	Average	15	22.05
4.	Poor	8	11.76
5.	Very Poor	4	5.88



Interpretation: It is analysed from above graph that there is 45.64% of students agreed with alumni association of old student is functional, while there is only 11.76% of total students felt poor about alumni association of old student is functional..



[Signature]
Principal
Desh Bhagat College
BARDWAL-DELHI