

DESH BHAGAT COLLEGE, BARDWAL-DHURI

INTERNAL QUALITY ASSURANCE CELL

ACADEMIC YEAR 2018-19

FEEDBACK ANALYSIS REPORT OF EMPLOYER: SURVEY REGARDING ATTAINMENT OF PROGRAMME AND COURSE OUTCOMES


A survey was conducted on the attainment of Programme and Course outcomes at the end of academic year. A questionnaire comprising of 10 questions on the basis of liker scale was circulated among the students and collected from 18 students. Collected data was then analysed by IQAC.

Alumni Survey regarding attainment of Programme and Course outcomes:

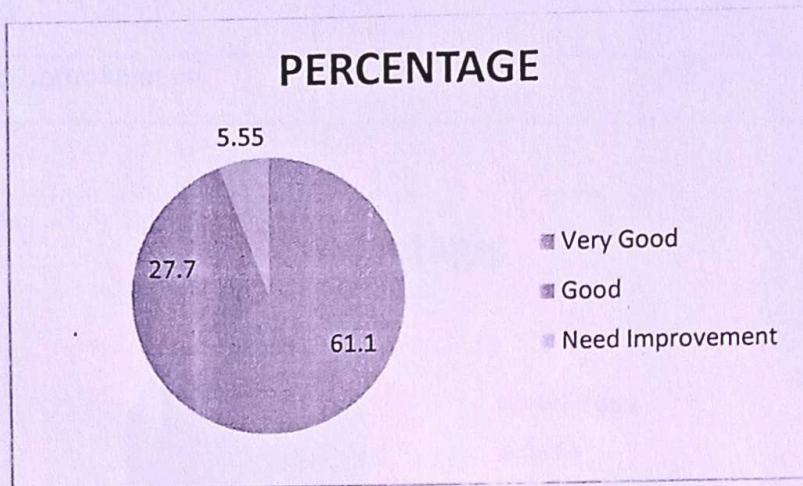
Total number of students included in survey= 18

Sr. No.	Particulars	Very Good (3)	Good (2)	Need Improvement (1)
1	Student shows professional attitude in the organisation.	11	5	1
2	Student follows the code of conduct.	8	8	2
3	Student shows team spirit in your organisation.	11	6	1
4	Communication skills of the student are good.	11	5	2
5	Syllabus is effective in developing skill oriented human resources.	10	7	1
6	Curriculum effectively covers topics on fundamental and latest technology.	12	5	1
7	Student respects values and ethics.	9	7	2
8	Student shows problem solving skills.	9	8	1
9	Student are flexible in learning new techniques.	8	8	2
10	The curriculum facilitates an overall holistic development of the student.	7	7	4




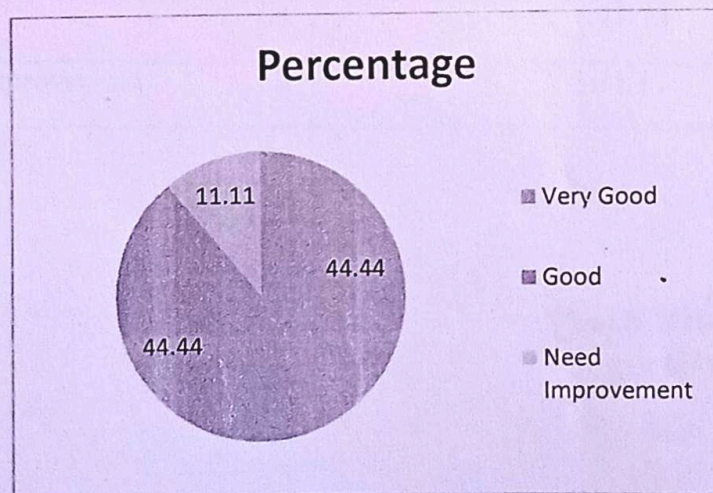

Principal
Desh Bhagat College
BARDWAL-DHURI

1. Student shows professional attitude in the organisation. (N=18)			
Sr. No.	Criteria	No. of Students	Percentage (%)
1.	Very Good	11	61.1
2.	Good	5	27.7
3.	Need Improvement	1	5.55



Interpretation: It is analysed from above table that 61.1% of Students were very good, while 27.7% of total students of the college are Good.

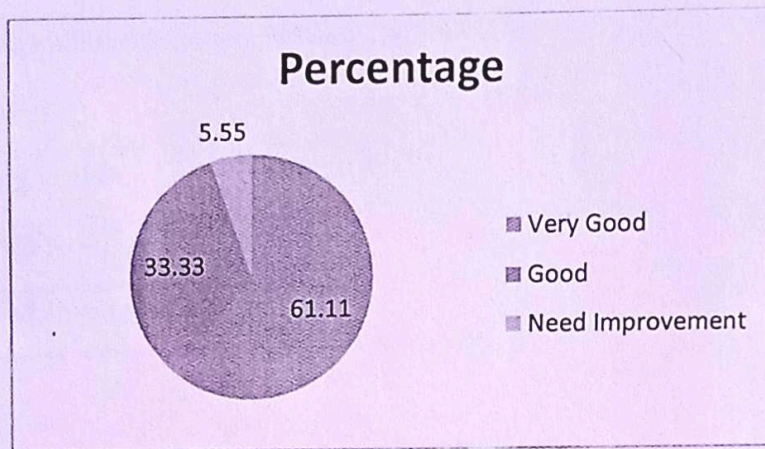
2. Student follows the code of conduct. (N=18)			
Sr. No.	Criteria	No. of Students	Percentage (%)
1.	Very Good	8	44.44
2.	Good	8	44.44
3.	Need Improvement	2	11.11



S. K. Singh
Principal
Desh Bhagat College
BARDWAL-DHURI


Interpretation: : It is analysed from above table that 44.44% of Students were very good, while 27.7% of total students of the college are Good.


3. Student shows team spirit in your organisation. (N=18)			
Sr. No.	Criteria	No. of Students	Percentage (%)
1.	Very Good	11	61.11
2.	Good	6	33.33
3.	Need Improvement	1	5.55

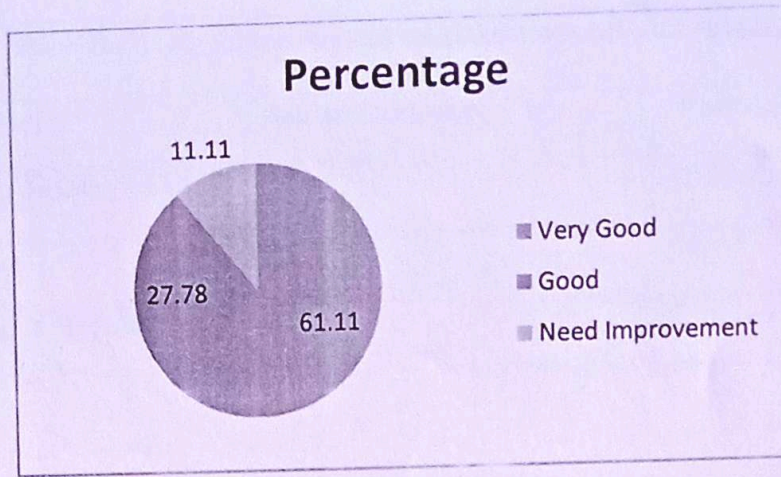


Interpretation: It is analysed from above table that 61.11% of Students were very good, while 33.33% of total students of the college are Good.

4. Communication skills of the student are good. (N=18)			
Sr. No.	Criteria	No. of Students	Percentage (%)
1.	Very Good	11	61.11
2.	Good	5	27.78
3.	Need Improvement	2	11.11

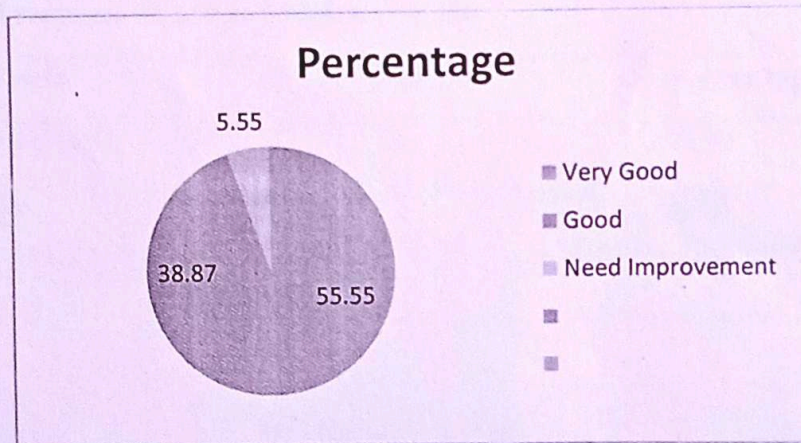



 Principal
 Desh Bhagat College
 BARDWAL-DHURI





Interpretation: It is analysed from above table that 61.11% of Students were very good, while 27.78% of total students of the college are Good.

5. Syllabus is effective in developing skill oriented human resources. (N= 18)			
Sr. No.	Criteria	No. of Students	Percentage (%)
1.	Very Good	10	55.55
2.	Good	7	38.87
3.	Need Improvement	1	5.55

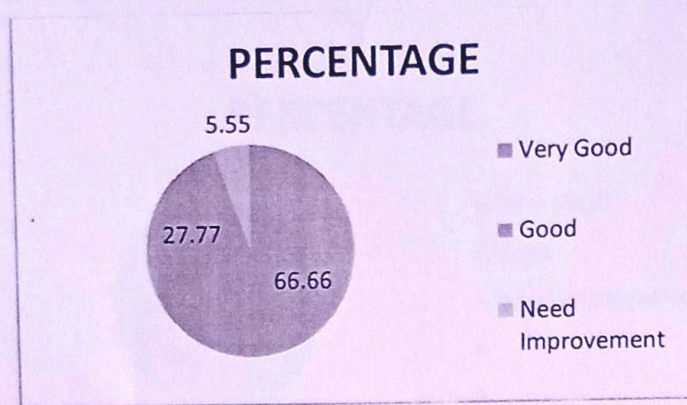


Interpretation: It is analysed from above table that 55.55% of Students were very good, while 38.87% of total students of the college are Good.





Principal
Desh Bhagat College
BARDWAL-DHURI

6. Curriculum effectively covers topics on fundamental and latest technology. (N=18)			
Sr. No.	Criteria	No. of Students	Percentage (%)
1.	Very Good	12	66.66
2.	Good	5	27.77
3.	Need Improvement	1	5.55



Interpretation: It is analysed from above table that 66.66% of Students were very good, while 27.77% of total students of the college are Good.

7. Student respects values and ethics. (N= 18)			
Sr. No.	Criteria	No. of Students	Percentage (%)
1.	Very Good	9	50.00
2.	Good	7	38.88
3.	Need Improvement	2	11.11



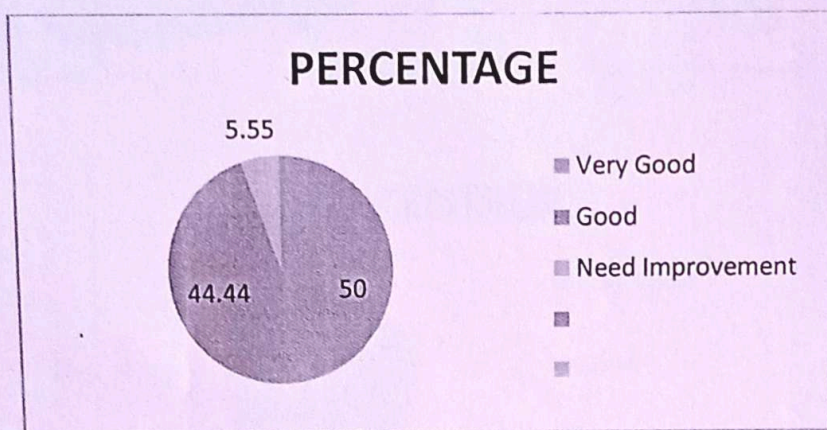
Interpretation: It is analysed from above table that 50.00% of Students were very good, while 38.88% of total students of the college are Good.



Alh
Principal
Desh Bhagat College
BARDWAL-DHURI

8. Student shows problem solving skills. (N= 18)

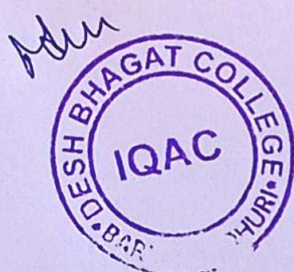
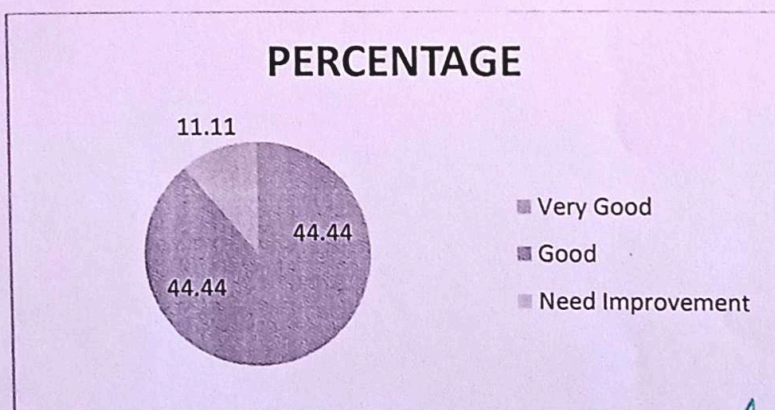
Sr. No.	Criteria	No. of Students	Percentage (%)
1.	Very Good	9	50.00
2.	Good	8	44.44
3.	Need Improvement	1	5.55



Interpretation It is analysed from above table that 50.00% of Students were very good, while 44.44% of total students of the college are Good.

9. Student are flexible in learning new techniques. (N= 18)

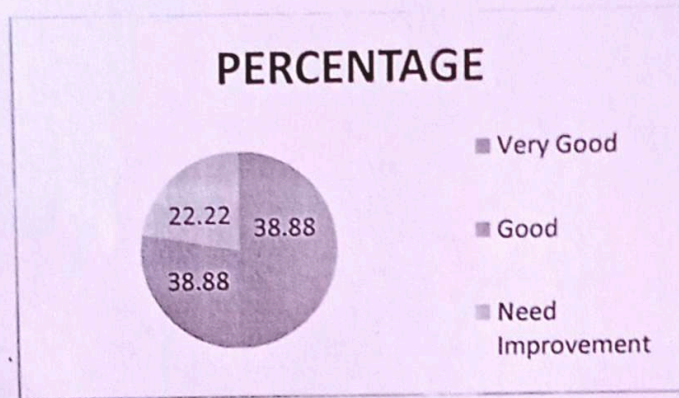
Sr. No.	Criteria	No. of Students	Percentage (%)
1.	Very Good	8	44.44
2.	Good	8	44.44
3.	Need Improvement	2	11.11




Adhikari
Principal
Desh Bhagat College
BARDWAL-DHURI


Interpretation: It is analysed from above table that 44.44% of Students were very good, while 44.44% of total students of the college are Good.

10. The curriculum facilitates an overall holistic development of the student. (N= 18)			
Sr. No.	Criteria	No. of Students	Percentage (%)
1.	Very Good	7	38.88
2.	Good	7	38.88
3.	Need Improvement	4	22.22



Interpretation: It is analysed from above table that 38.88% of Students were very good, while 38.88% of total students of the college are Good.




 Principal
 Desh Bhagat College
 BARDWAL-DHURI

DESH BHAGAT COLLEGE, BARDWAL-DHURI

INTERNAL QUALITY ASSURANCE CELL

ACADEMIC YEAR 2019-20

**FEEDBACK ANALYSIS REPORT OF EMPLOYER: SURVEY REGARDING
ATTAINMENT OF PROGRAMME AND COURSE OUTCOMES**

A survey was conducted on the attainment of Programme and Course outcomes at the end of academic year. A questionnaire comprising of 10 questions on the basis of liker scale was circulated among the students and collected from 21 students. Collected data was then analysed by IQAC.

Alumni Survey regarding attainment of Programme and Course outcomes:

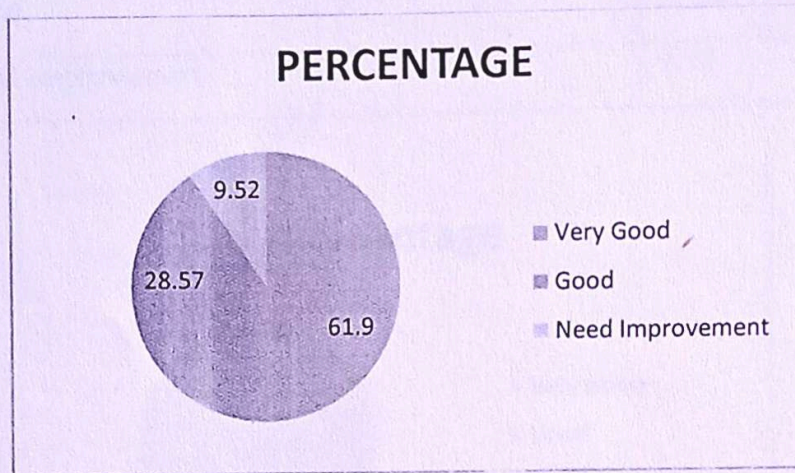
Total number of students included in survey= 21

Sr. No.	Particulars	Very Good (3)	Good (2)	Need Improvement (1)
1	Student shows professional attitude in the organisation.	13	6	2
2	Student follows the code of conduct.	11	8	2
3	Student shows team spirit in your organisation.	12	7	2
4	Communication skills of the student are good.	12	7	2
5	Syllabus is effective in developing skill oriented human resources.	12	7	2
6	Curriculum effectively covers topics on fundamental and latest technology.	14	5	2
7	Student respects values and ethics.	12	7	2
8	Student shows problem solving skills.	11	9	1
9	Student are flexible in learning new techniques.	12	7	2
10	The curriculum facilitates an overall holistic development of the student.	10	7	4



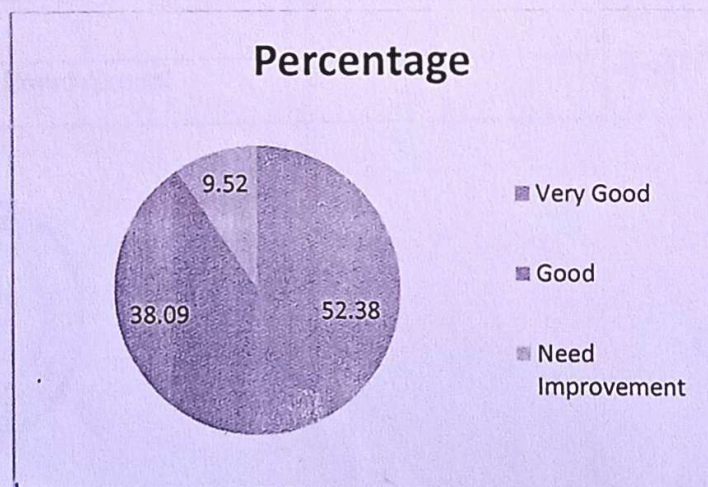
Bran
Principal
Desh Bhagat College
BARDWAL-DHURI

1. Student shows professional attitude in the organisation. (N=21)			
Sr. No.	Criteria	No. of Students	Percentage (%)
1.	Very Good	13	61.90
2.	Good	6	28.57
3.	Need Improvement	2	9.52



Interpretation: It is analysed from above table that 61.9% of Students were very good, while 28.57% of total students of the college are Good.

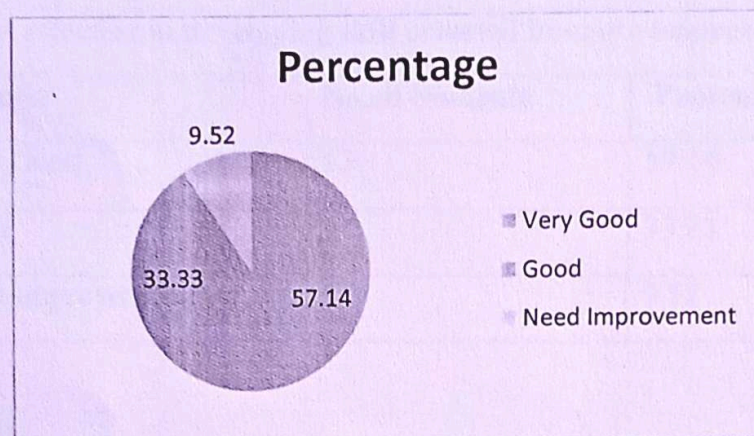
2. Student follows the code of conduct. (N=21)			
Sr. No.	Criteria	No. of Students	Percentage (%)
1.	Very Good	11	52.38
2.	Good	8	38.09
3.	Need Improvement	2	9.52



B. Kan
Principal
Desh Bhagat College
BARDWAL-DHURI


Interpretation: : It is analysed from above table that 52.38% of Students were very good, while 38.09% of total students of the college are Good.

3. Student shows team spirit in your organisation. (N=21)			
Sr. No.	Criteria	No. of Students	Percentage (%)
1.	Very Good	12	57.14
2.	Good	7	33.33
3.	Need Improvement	2	9.52

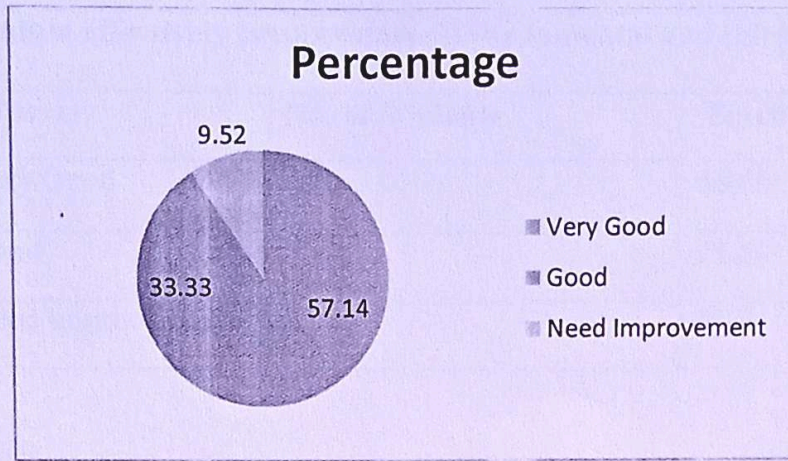


Interpretation: It is analysed from above table that 57.14% of Students were very good, while 33.33% of total students of the college are Good.

4. Communication skills of the student are good. (N=21)			
Sr. No.	Criteria	No. of Students	Percentage (%)
1.	Very Good	12	57.14
2.	Good	7	33.33
3.	Need Improvement	2	9.52

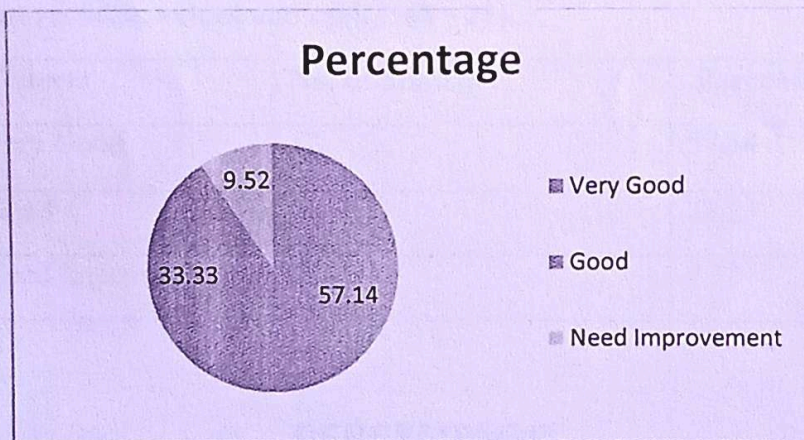


BKaw
Principal
Desh Bhagat College
BARDWAL-DHURI



Interpretation: It is analysed from above table that 57.14% of Students were very good, while 33.33% of total students of the college are Good.

5. Syllabus is effective in developing skill oriented human resources. (N=21)			
Sr. No.	Criteria	No. of Students	Percentage (%)
1.	Very Good	12	57.14
2.	Good	7	33.33
3.	Need Improvement	2	9.52



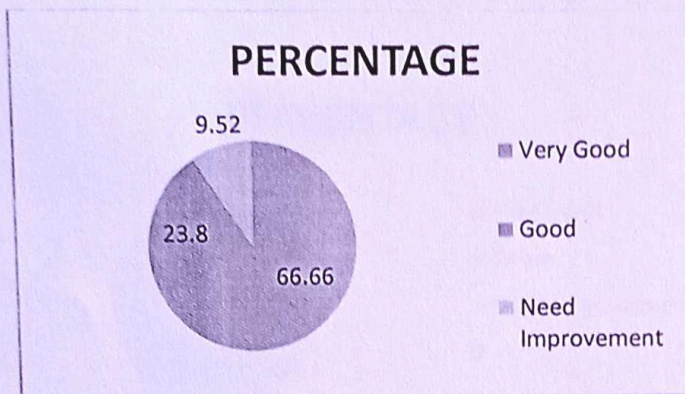
Interpretation: : It is analysed from above table that 57.14% of Students were very good, while 33.33% of total students of the college are Good.



Handwritten signature
Principal
Desh Bhagat College
BARDWAL-DHURI

6. Curriculum effectively covers topics on fundamental and latest technology. (N=21)

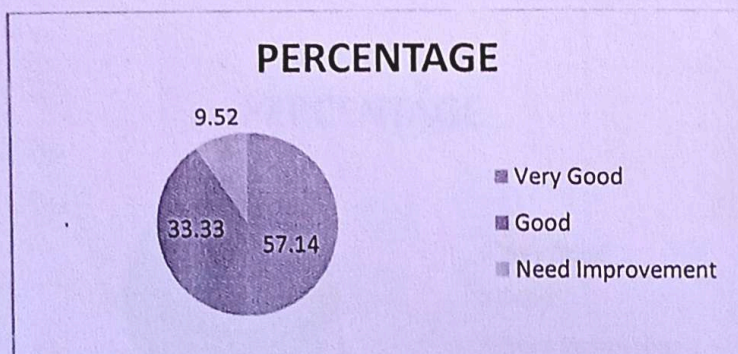
Sr. No.	Criteria	No. of Students	Percentage (%)
1.	Very Good	14	66.66
2.	Good	5	23.80
3.	Need Improvement	2	9.52



Interpretation: It is analysed from above table that 66.66% of Students were very good, while 23.8% of total students of the college are Good.

7. Student respects values and ethics. (N= 21)

Sr. No.	Criteria	No. of Students	Percentage (%)
1.	Very Good	12	57.14
2.	Good	7	33.33
3.	Need Improvement	2	9.52

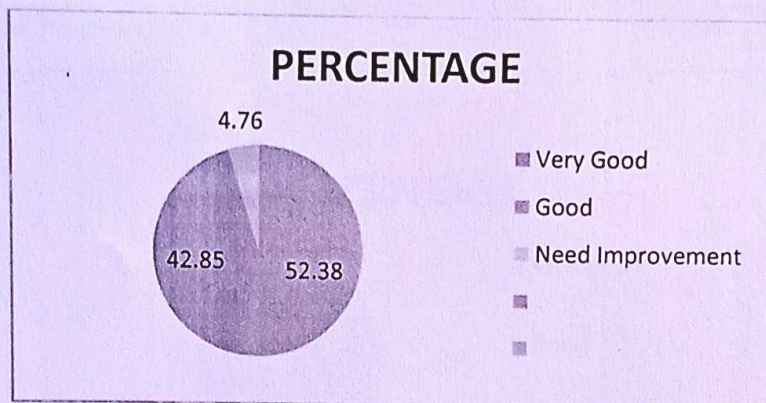


Interpretation: It is analysed from above table that 57.14% of Students were very good, while 33.33% of total students of the college are Good.



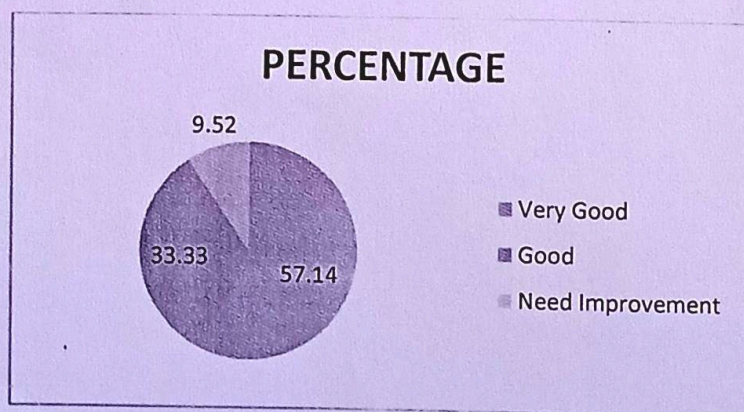
BKaur
Principal
Desh Bhagat College
BARDWAL-DHURI

8. Student shows problem solving skills. (N= 21)			
Sr. No.	Criteria	No. of Students	Percentage (%)
1.	Very Good	11	52.38
2.	Good	9	42.85
3.	Need Improvement	1	4.76



Interpretation It is analysed from above table that 52.38% of Students were very good, while 42.85% of total students of the college are Good.

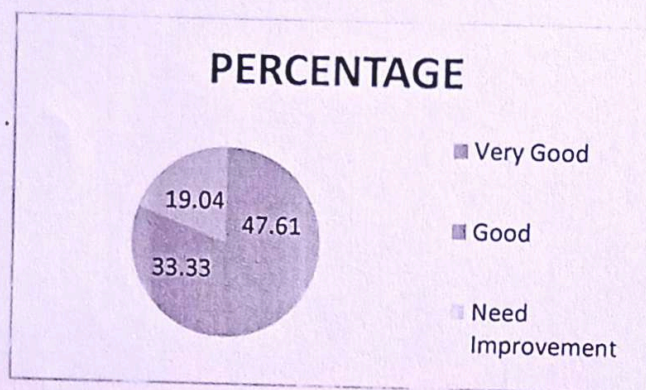
9. Student are flexible in learning new techniques. (N= 21)			
Sr. No.	Criteria	No. of Students	Percentage (%)
1.	Very Good	12	57.14
2.	Good	7	33.33
3.	Need Improvement	2	9.52



B. Ram
Principal
Desh Bhagat College
BARDWAL-DHURI

Interpretation: It is analysed from above table that 57.14% of Students were very good, while 33.33% of total students of the college are Good.

10. The curriculum facilitates an overall holistic development of the student. (N= 21)			
Sr. No.	Criteria	No. of Students	Percentage (%)
1.	Very Good	10	47.61
2.	Good	7	33.33
3.	Need Improvement	4	19.04



Interpretation: It is analysed from above table that 47.61% of Students were very good, while 33.33% of total students of the college are Good.



Bram
Principal
Desh Bhagat College
BARDWAL-DHURI

DESH BHAGAT COLLEGE, BARDWAL-DHURI

INTERNAL QUALITY ASSURANCE CELL

ACADEMIC YEAR 2020-21


**FEEDBACK ANALYSIS REPORT OF EMPLOYER: SURVEY REGARDING
ATTAINMENT OF PROGRAMME AND COURSE OUTCOMES**

A survey was conducted on the attainment of Programme and Course outcomes at the end of academic year. A questionnaire comprising of 10 questions on the basis of liker scale was circulated among the students and collected from 19 students. Collected data was then analysed by IQAC.

Alumni Survey regarding attainment of Programme and Course outcomes:

Total number of students included in survey= 19

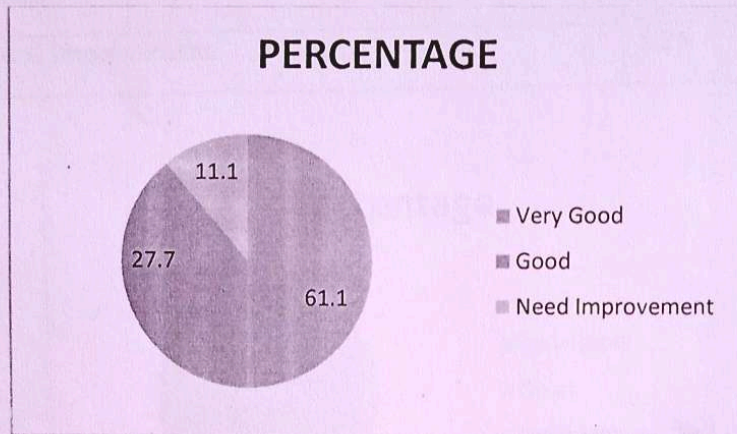
Sr. No.	Particulars	Very Good (3)	Good (2)	Need Improvement (1)
1	Student shows professional attitude in the organisation.	11	5	2
2	Student follows the code of conduct.	8	9	2
3	Student shows team spirit in your organisation.	11	7	1
4	Communication skills of the student are good.	10	5	4
5	Syllabus is effective in developing skill oriented human resources.	10	7	2
6	Curriculum effectively covers topics on fundamental and latest technology.	12	5	2
7	Student respects values and ethics.	9	7	3
8	Student shows problem solving skills.	9	9	1
9	Student are flexible in learning new techniques.	8	9	2
10	The curriculum facilitates an overall holistic development of the student.	7	8	4



Bran
Principal
Desh Bhagat College
BARDWAL-DHURI

1. Student shows professional attitude in the organisation. (N=19)

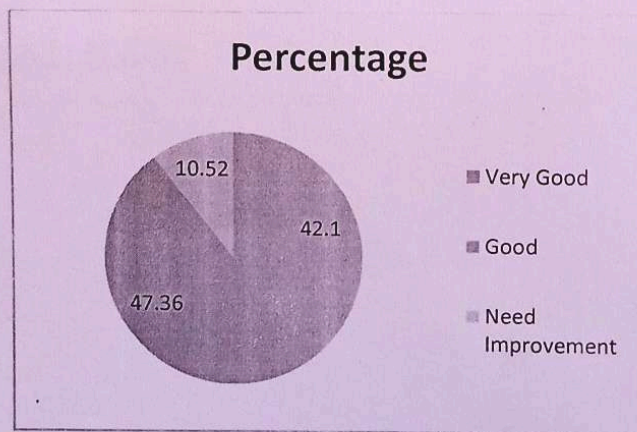
Sr. No.	Criteria	No. of Students	Percentage (%)
1.	Very Good	11	61.1
2.	Good	5	27.7
3.	Need Improvement	2	11.1



Interpretation: It is analysed from above table that 61.1% of Students were very good, while 27.7% of total students of the college are Good.

2. Student follows the code of conduct. (N=19)

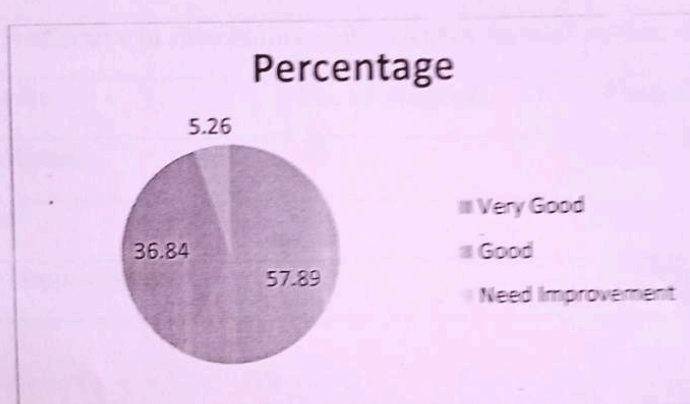
Sr. No.	Criteria	No. of Students	Percentage (%)
1.	Very Good	8	42.10
2.	Good	9	47.36
3.	Need Improvement	2	10.52



B. Kan
Principal
Desh Bhagat College
BARDWAL-DHURI

Interpretation: It is analysed from above table that 42.10% of Students were very good, while 47.36% of total students of the college are Good.

3. Student shows team spirit in your organisation. (N=19)			
Sr. No.	Criteria	No. of Students	Percentage (%)
1.	Very Good	11	57.89
2.	Good	7	36.84
3.	Need Improvement	1	5.26

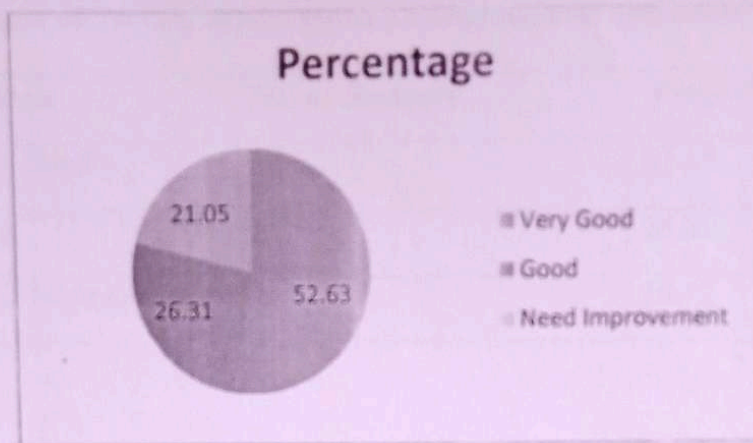


Interpretation: It is analysed from above table that 57.89% of Students were very good, while 36.84% of total students of the college are Good.

4. Communication skills of the student are good. (N=19)			
Sr. No.	Criteria	No. of Students	Percentage (%)
1.	Very Good	10	52.63
2.	Good	5	26.31
3.	Need Improvement	4	21.05

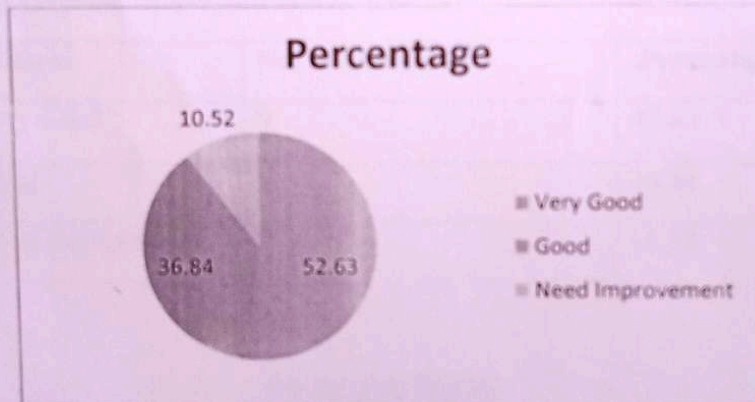


Handwritten signature
Principal
Desh Bhagat College
BARDWAL-DHURI



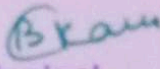
Interpretation: It is analysed from above table that 52.63% of Students were very good, while 26.31% of total students of the college are Good.

5. Syllabus is effective in developing skill oriented human resources. (N= 19)			
Sr. No.	Criteria	No. of Students	Percentage (%)
1.	Very Good	10	52.63
2.	Good	7	36.84
3.	Need Improvement	2	10.52




Interpretation : It is analysed from above table that 52.63% of Students were very good, while 36.84% of total students of the college are Good.




 Principal
 Desh Bhagat College
 BARDWAL-DHURI

6. Curriculum effectively covers topics on fundamental and latest technology.
(N=19)

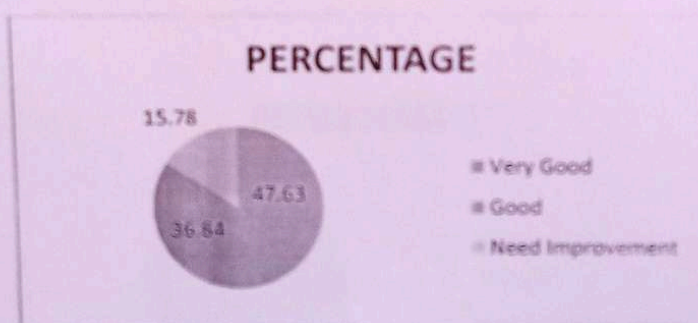
Sr. No.	Criteria	No. of Students	Percentage (%)
1.	Very Good	12	63.15
2.	Good	5	26.31
3.	Need Improvement	2	10.52



Interpretation: It is analysed from above table that 63.15% of Students were very good, while 26.31% of total students of the college are Good.

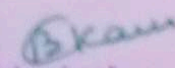
7. Student respects values and ethics. (N= 19)

Sr. No.	Criteria	No. of Students	Percentage (%)
1.	Very Good	9	47.63
2.	Good	7	36.84
3.	Need Improvement	3	15.78



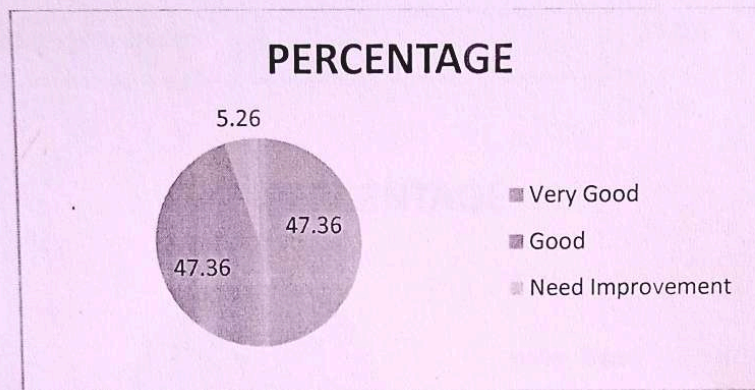
Interpretation: It is analysed from above table that 47.63% of Students were very good, while 36.84% of total students of the college are Good.




 Principal
 Desh Bhagat College
 BARDWAL-DHURI

8. Student shows problem solving skills. (N= 19)

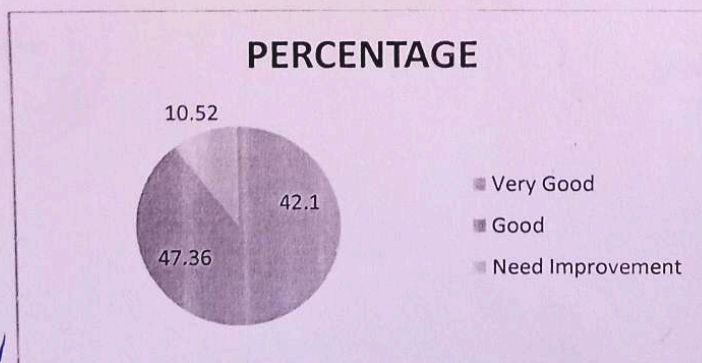
Sr. No.	Criteria	No. of Students	Percentage (%)
1.	Very Good	9	47.36
2.	Good	9	47.36
3.	Need Improvement	1	5.26



Interpretation It is analysed from above table that 47.36% of Students were very good, while 47.36% of total students of the college are Good.

9. Students are flexible in learning new techniques. (N= 19)

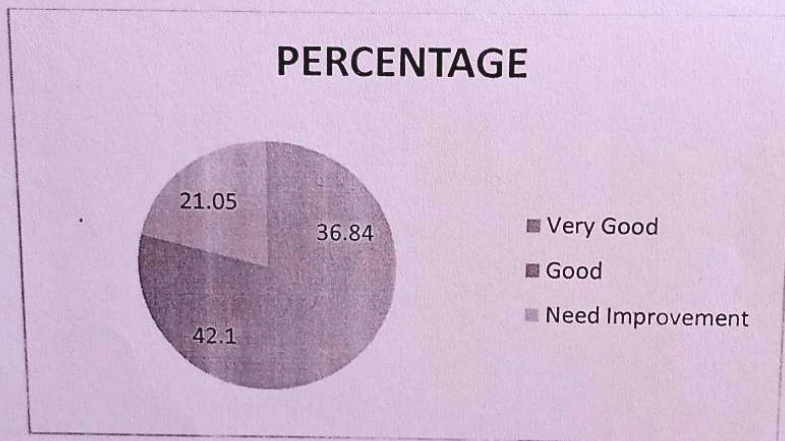
Sr. No.	Criteria	No. of Students	Percentage (%)
1.	Very Good	8	42.10
2.	Good	9	47.36
3.	Need Improvement	2	10.52



Bkam
Principal
Desh Bhagat College
BARDWAL-DHURI


Interpretation: It is analysed from above table that 42.1% of Students were very good, while 47.36% of total students of the college are Good.

10. The curriculum facilitates an overall holistic development of the student. (N= 19)			
Sr. No.	Criteria	No. of Students	Percentage (%)
1.	Very Good	7	36.84
2.	Good	8	42.10
3.	Need Improvement	4	21.05



Interpretation: It is analysed from above table that 36.84% of Students were very good, while 42.10% of total students of the college are Good.




Principal
Desh Bhagat College
BARDWAL-Dhuri

DESH BHAGAT COLLEGE, BARDWAL-DHURI

INTERNAL QUALITY ASSURANCE CELL

ACADEMIC YEAR 2021-22

**FEEDBACK ANALYSIS REPORT OF EMPLOYER: SURVEY REGARDING
ATTAINMENT OF PROGRAMME AND COURSE OUTCOMES**

A survey was conducted on the attainment of Programme and Course outcomes at the end of academic year. A questionnaire comprising of 10 questions on the basis of liker scale was circulated among the students and collected from 23 students. Collected data was then analysed by IQAC.

Alumni Survey regarding attainment of Programme and Course outcomes:

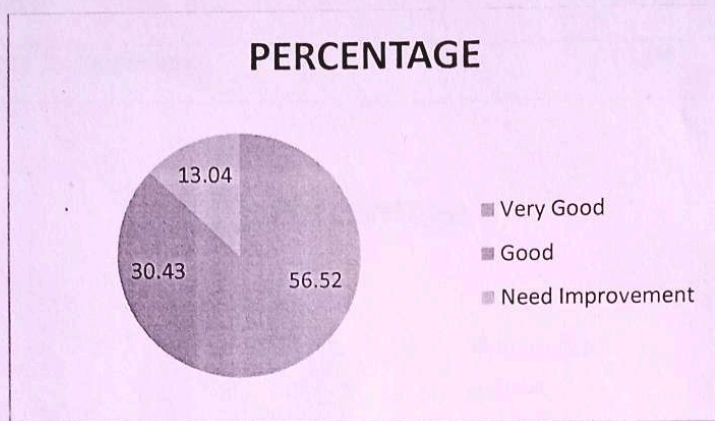
Total number of students included in survey= 23

Sr. No.	Particulars	Very Good (3)	Good (2)	Need Improvement (1)
1	Student shows professional attitude in the organisation.	13	7	3
2	Student follows the code of conduct.	11	9	3
3	Student shows team spirit in your organisation.	12	8	3
4	Communication skills of the student are good.	12	7	4
5	Syllabus is effective in developing skill oriented human resources.	13	8	2
6	Curriculum effectively covers topics on fundamental and latest technology.	14	6	3
7	Student respects values and ethics.	12	7	4
8	Student shows problem solving skills.	11	11	1
9	Student are flexible in learning new techniques.	13	7	3
10	The curriculum facilitates an overall holistic development of the student.	10	9	4



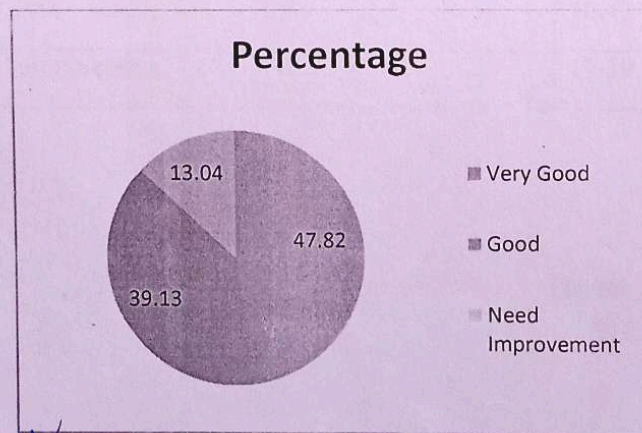
B. Kan
Principal
Desh Bhagat College
BARDWAL-DHURI

1. Student shows professional attitude in the organisation. (N=23)			
Sr. No.	Criteria	No. of Students	Percentage (%)
1.	Very Good	13	56.52
2.	Good	7	30.43
3.	Need Improvement	3	13.04



Interpretation: It is analysed from above table that 56.52% of Students were very good, while 30.43% of total students of the college are Good.

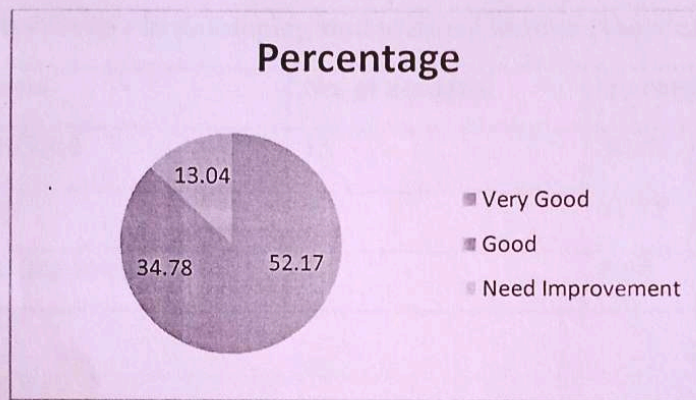
2. Student follows the code of conduct. (N=23)			
Sr. No.	Criteria	No. of Students	Percentage (%)
1.	Very Good	11	47.82
2.	Good	9	39.13
3.	Need Improvement	3	13.04



B. Kan
Principal
Desh Bhagat College
BARDWAL-DHURI

Interpretation: : It is analysed from above table that 47.82% of Students were very good, while 39.13% of total students of the college are Good.

3. Student shows team spirit in your organisation. (N=23)			
Sr. No.	Criteria	No. of Students	Percentage (%)
1.	Very Good	12	52.17
2.	Good	8	34.78
3.	Need Improvement	3	13.04

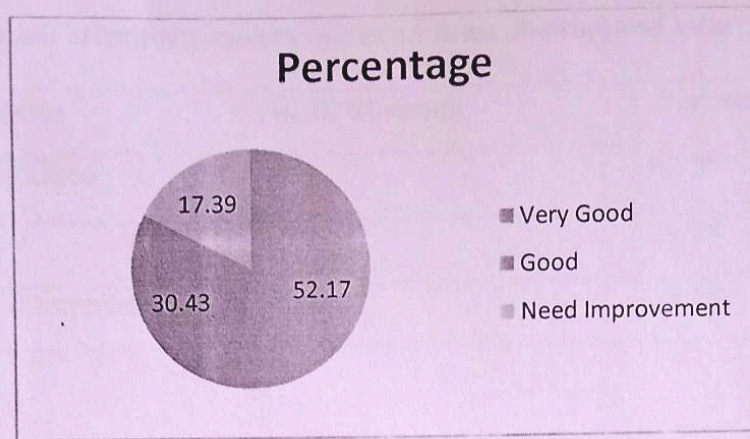


Interpretation: It is analysed from above table that 52.17% of Students were very good, while 34.78% of total students of the college are Good.

4. Communication skills of the student are good. (N=23)			
Sr. No.	Criteria	No. of Students	Percentage (%)
1.	Very Good	12	52.17
2.	Good	7	30.43
3.	Need Improvement	4	17.39



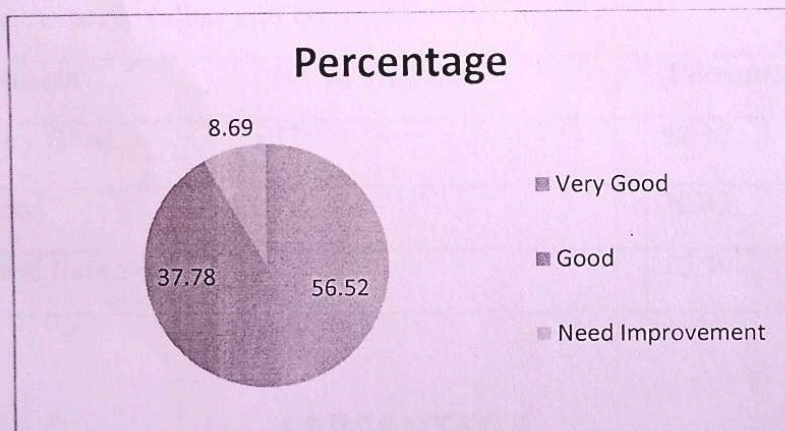
Bhan
Principal
Desh Bhagat College
BARDWAL-DHURI



Interpretation: It is analysed from above table that 52.17% of Students were very good, while 30.43% of total students of the college are Good.


5. Syllabus is effective in developing skill oriented human resources. (N=23)

Sr. No.	Criteria	No. of Students	Percentage (%)
1.	Very Good	13	56.52
2.	Good	8	34.78
3.	Need Improvement	2	8.69

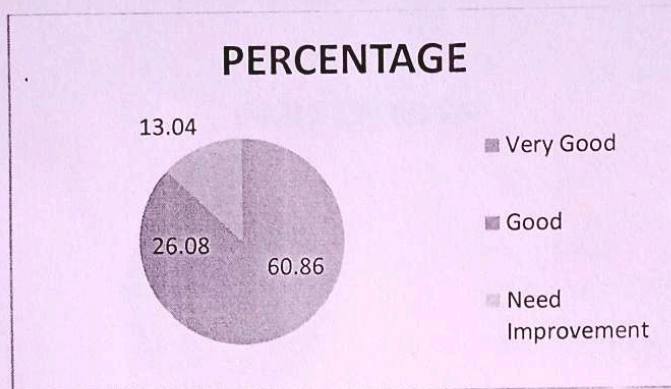


Interpretation: It is analysed from above table that 56.52% of Students were very good, while 37.78% of total students of the college are Good.



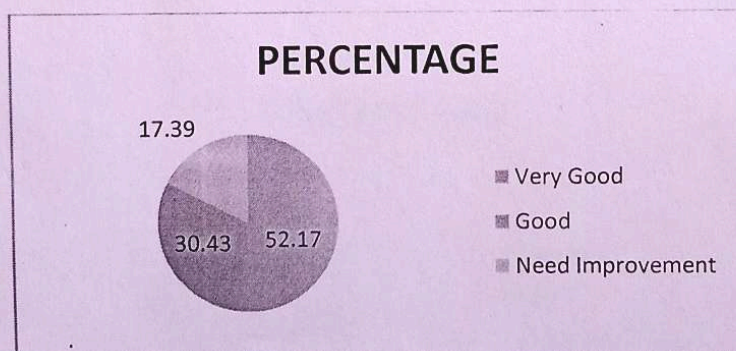

Principal
Desh Bhagat College
BARDWAL-DHURI

6. Curriculum effectively covers topics on fundamental and latest technology. (N=23)			
Sr. No.	Criteria	No. of Students	Percentage (%)
1.	Very Good	14	60.86
2.	Good	6	26.08
3.	Need Improvement	3	13.04



Interpretation: It is analysed from above table that 60.86% of Students were very good, while 26.08% of total students of the college are Good.

7. Student respects values and ethics. (N= 23)			
Sr. No.	Criteria	No. of Students	Percentage (%)
1.	Very Good	12	52.17
2.	Good	7	30.43
3.	Need Improvement	4	17.39

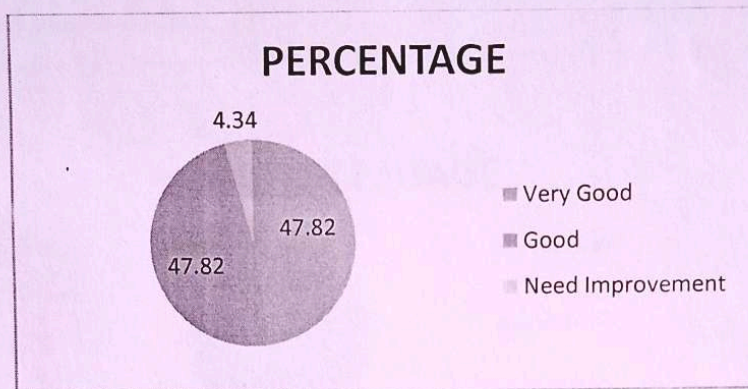


Interpretation: It is analysed from above table that 52.17% of Students were very good, while 30.43% of total students of the college are Good.




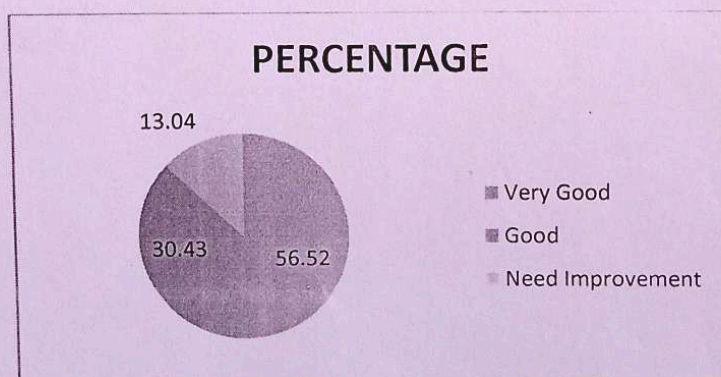
Bikan
Principal
Desh Bhagat College
BARDWAL-DHURI

8. Student shows problem solving skills. (N= 23)			
Sr. No.	Criteria	No. of Students	Percentage (%)
1.	Very Good	11	47.82
2.	Good	11	47.82
3.	Need Improvement	1	4.34



Interpretation It is analysed from above table that 47.82% of Students were very good, while 47.82% of total students of the college are Good.

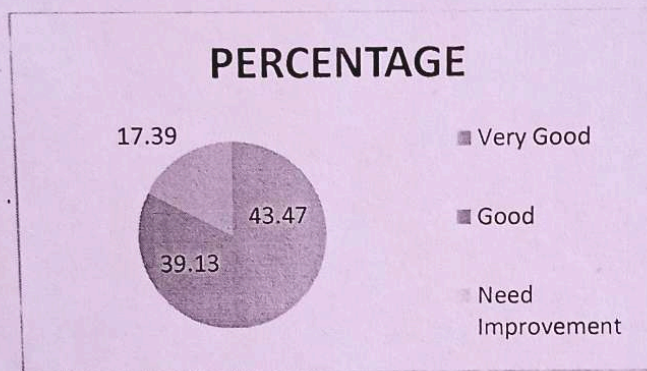
9. Student are flexible in learning new techniques. (N= 23)			
Sr. No.	Criteria	No. of Students	Percentage (%)
1.	Very Good	13	56.52
2.	Good	7	30.43
3.	Need Improvement	3	13.04



B. Chauhan
Principal
Desh Bhagat College
BARDWAL-DHURI

Interpretation: It is analysed from above table that 56.52% of Students were very good, while 30.43% of total students of the college are Good.

10. The curriculum facilitates an overall holistic development of the student. (N= 23)			
Sr. No.	Criteria	No. of Students	Percentage (%)
1.	Very Good	10	43.47
2.	Good	9	39.13
3.	Need Improvement	4	17.39



Interpretation: It is analysed from above table that 43.47% of Students were very good, while 39.13% of total students of the college are Good.



Bran
Principal
Desh Bhagat College
BARDWAL-DHURI

DESH BHAGAT COLLEGE, BARDWAL-DHURI

INTERNAL QUALITY ASSURANCE CELL

ACADEMIC YEAR 2022-23

FEEDBACK ANALYSIS REPORT OF EMPLOYER: SURVEY REGARDING
ATTAINMENT OF PROGRAMME AND COURSE OUTCOMES


A survey was conducted on the attainment of Programme and Course outcomes at the end of academic year. A questionnaire comprising of 10 questions on the basis of liker scale was circulated among the students and collected from 29 students. Collected data was then analysed by IQAC.

Alumni Survey regarding attainment of Programme and Course outcomes:

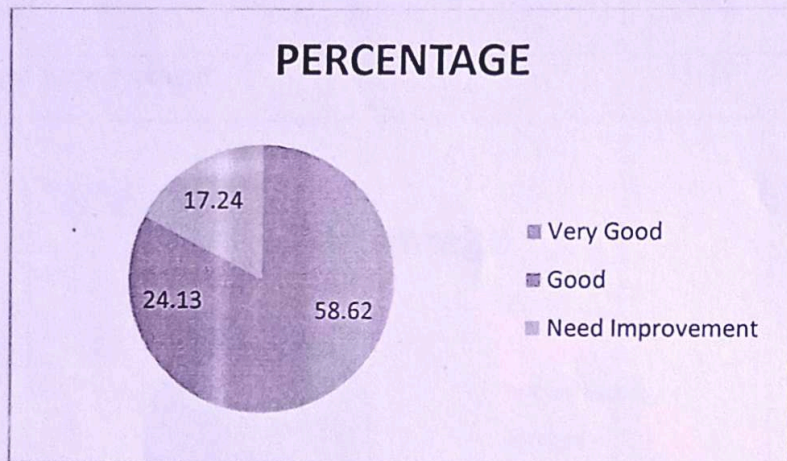
Total number of students included in survey= 29

Sr. No.	Particulars	Very Good (3)	Good (2)	Need Improvement (1)
1	Student shows professional attitude in the organisation.	13	7	3
2	Student follows the code of conduct.	11	9	3
3	Student shows team spirit in your organisation.	12	8	3
4	Communication skills of the student are good.	12	7	4
5	Syllabus is effective in developing skill oriented human resources.	13	8	2
6	Curriculum effectively covers topics on fundamental and latest technology.	14	6	3
7	Student respects values and ethics.	12	7	4
8	Student shows problem solving skills.	11	11	1
9	Student are flexible in learning new techniques.	13	7	3
10	The curriculum facilitates an overall holistic development of the student.	10	9	4



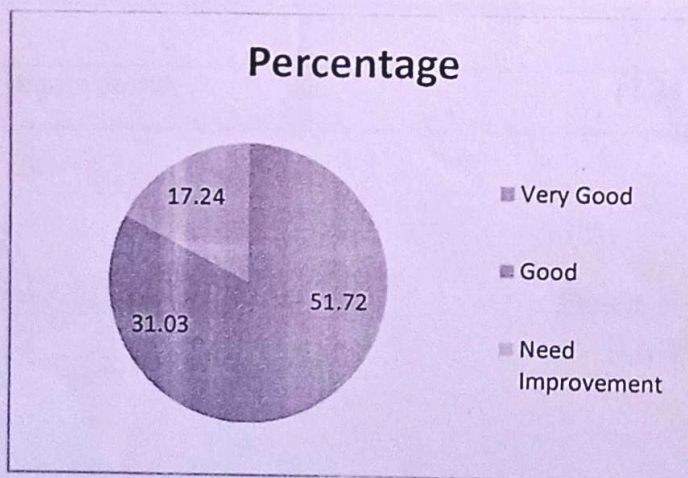

Principal
Desh Bhagat College
BARDWAL-DHURI

1. Student shows professional attitude in the organisation. (N=29)			
Sr. No.	Criteria	No. of Students	Percentage (%)
1.	Very Good	17	58.62
2.	Good	7	24.13
3.	Need Improvement	5	17.24



Interpretation: It is analysed from above table that 58.62% of Students were very good, while 24.13% of total students of the college are Good.

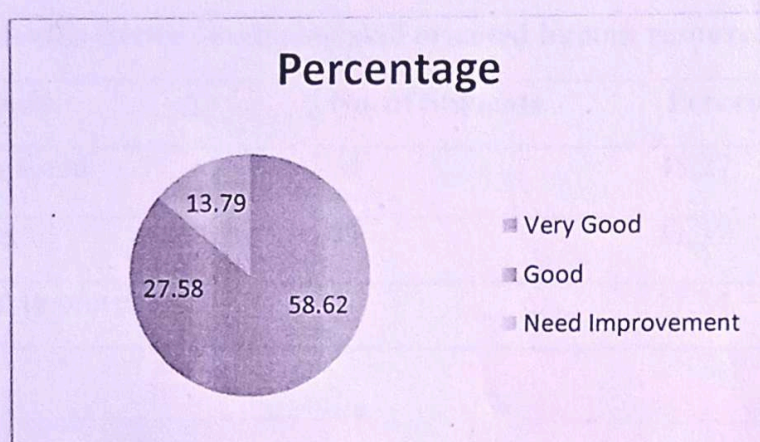
2. Student follows the code of conduct. (N=29)			
Sr. No.	Criteria	No. of Students	Percentage (%)
1.	Very Good	15	51.72
2.	Good	9	31.03
3.	Need Improvement	5	17.24



[Signature]
Principal
Dosh Bhagat College
BARDWAL-DHURI

Interpretation: : It is analysed from above table that 51.72% of Students were very good, while 31.03% of total students of the college are Good.

3. Student shows team spirit in your organisation. (N=29)			
Sr. No.	Criteria	No. of Students	Percentage (%)
1.	Very Good	17	58.62
2.	Good	8	27.58
3.	Need Improvement	4	13.79

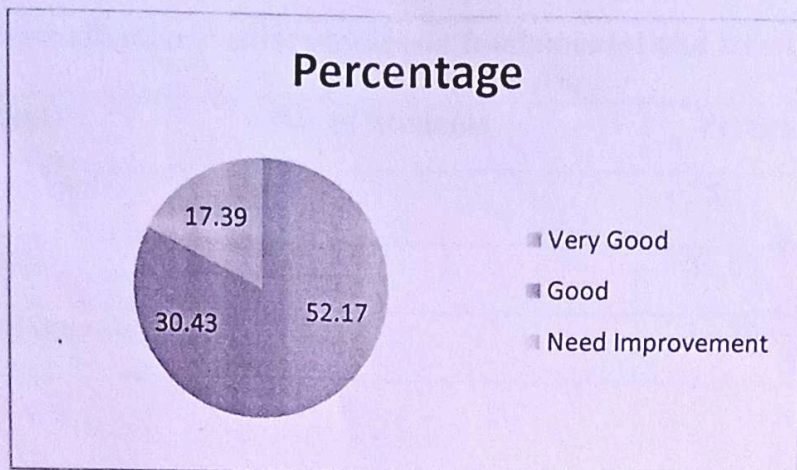


Interpretation: It is analysed from above table that 58.62% of Students were very good, while 27.58% of total students of the college are Good.

4. Communication skills of the student are good. (N=29)			
Sr. No.	Criteria	No. of Students	Percentage (%)
1.	Very Good	17	58.62
2.	Good	7	24.13
3.	Need Improvement	5	17.24



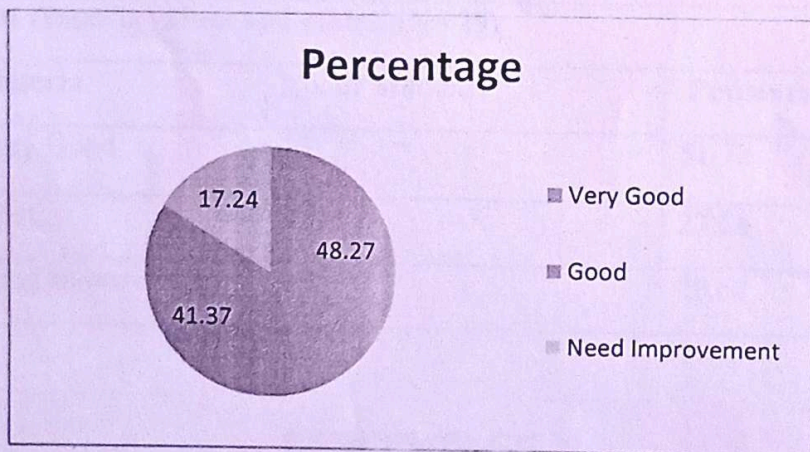
Principal
Desh Bhagat College
BARDWAL-DHURI



Interpretation: It is analysed from above table that 52.17% of Students were very good, while 30.43% of total students of the college are Good.

5. Syllabus is effective in developing skill oriented human resources. (N=29)

Sr. No.	Criteria	No. of Students	Percentage (%)
1.	Very Good	14	48.27
2.	Good	12	41.37
3.	Need Improvement	5	17.24



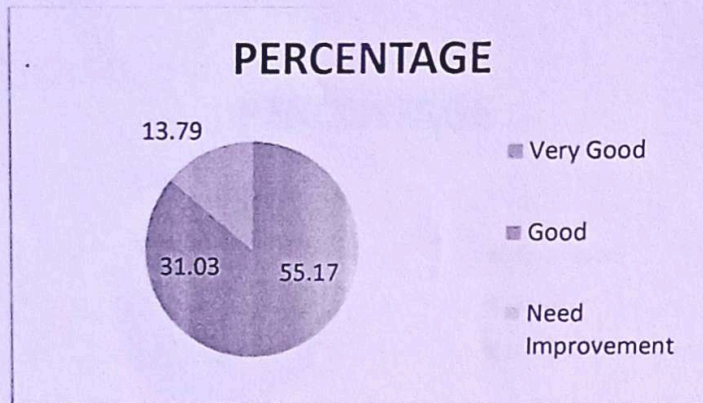
Interpretation: : It is analysed from above table that 48.27% of Students were very good, while 41.37% of total students of the college are Good.



Principal
Desh Bhagat College
BARDWAL-DHURI

**6. Curriculum effectively covers topics on fundamental and latest technology.
(N=29)**

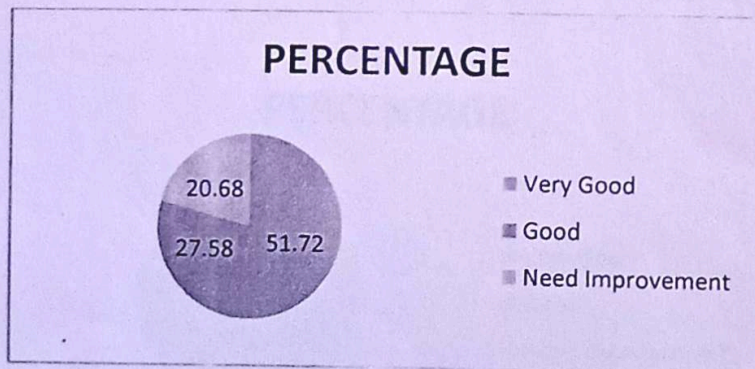
Sr. No.	Criteria	No. of Students	Percentage (%)
1.	Very Good	16	55.17
2.	Good	9	31.03
3.	Need Improvement	4	13.79



Interpretation: It is analysed from above table that 55.17% of Students were very good, while 31.03% of total students of the college are Good.


7. Student respects values and ethics. (N= 29)

Sr. No.	Criteria	No. of Students	Percentage (%)
1.	Very Good	15	51.72
2.	Good	8	27.58
3.	Need Improvement	6	20.68

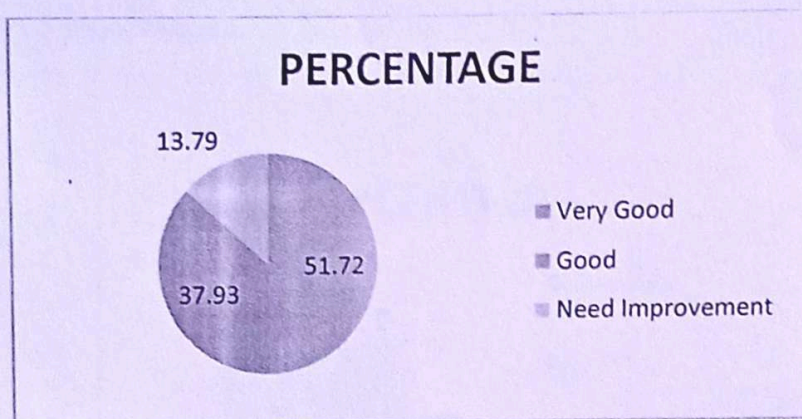


Interpretation: It is analysed from above table that 51.72% of Students were very good, while 27.58% of total students of the college are Good.



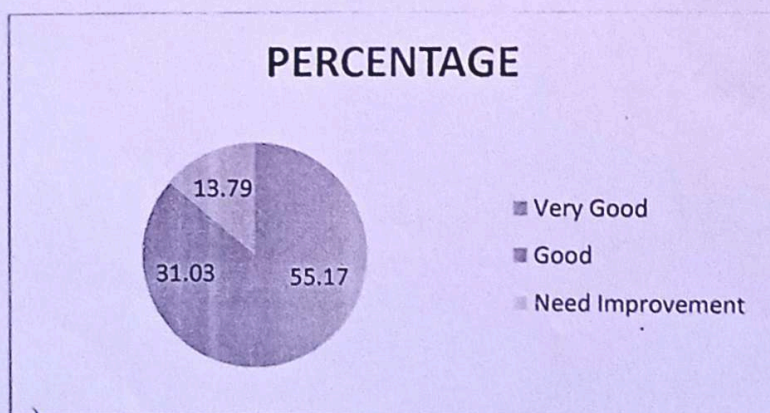

 Principal
 Dash Bhagat College
 BARDWAL-DHURI

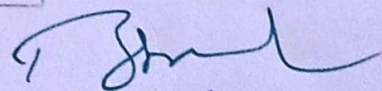
8. Student shows problem solving skills. (N= 29)			
Sr. No.	Criteria	No. of Students	Percentage (%)
1.	Very Good	15	51.72
2.	Good	11	37.93
3.	Need Improvement	4	13.79



Interpretation It is analysed from above table that 51.72% of Students were very good, while 37.93% of total students of the college are Good.

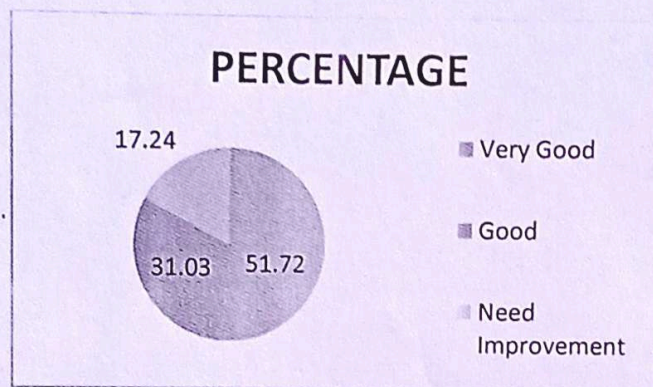
9. Student are flexible in learning new techniques. (N= 29)			
Sr. No.	Criteria	No. of Students	Percentage (%)
1.	Very Good	16	55.17
2.	Good	9	31.03
3.	Need Improvement	4	13.79




Principal
Desh Bhagat College
BARDWAL-DHURI


Interpretation: It is analysed from above table that 55.17% of Students were very good, while 31.03% of total students of the college are Good.

10. The curriculum facilitates an overall holistic development of the student. (N= 29)			
Sr. No.	Criteria	No. of Students	Percentage (%)
1.	Very Good	15	51.72
2.	Good	9	31.03
3.	Need Improvement	5	17.24



Interpretation: It is analysed from above table that 51.72% of Students were very good, while 31.03% of total students of the college are Good.




Principal
Desh Bhagat College
BARDWAL-DHURI