

DESH BHAGAT COLLEGE, BARDWAL-DHURI

INTERNAL QUALITY ASSURANCE CELL

ACADEMIC YEAR 2018-19

**FEEDBACK ANALYSIS REPORT OF STUDENTS: SURVEY REGARDING
ATTAINMENT OF PROGRAMME AND COURSE OUTCOMES**

A survey was conducted on the attainment of Programme and Course outcomes at the end of academic year. A questionnaire comprising of 10 questions on the basis of likert scale was circulated among the students and collected from 415 students. Collected data was then analysed by IQAC.

Student Survey regarding attainment of Programme and Course outcomes:

Total number of students included in survey=415


Sr. no.	Contents	Excellent (5)	Very Good (4)	Good (3)	Satisfactory (2)	Below Average (1)
1	Curriculum and Syllabus of the Course	80	113	101	95	26
2	Extent of syllabus covered in the Class	91	125	103	85	11
3	Usage of teaching aids and ICT in the class by faculty to facilitate teaching	86	107	141	56	25
4	Clarity and relevance of textual reading material	97	102	116	64	36
5	Relevance of the course in terms of the job	88	112	102	65	48
6	Opportunities for out of class room learning (guest lectures, seminars, workshop, value added programmes, conferences, competitions)	102	136	124	37	16
7	Opportunity for students to participate in internship, field visit etc.	129	105	104	65	12
8	Timely announcement of	96	99	101	100	19



[Handwritten signature]

Principal
Desh Bhagat College
BARDWAL-DHURI

	examination results.						
9	Relevance of the course in terms of the job.	87	104	115	76	35	
10.	Overall Learning Experience with institution	127	101	96	74	17	

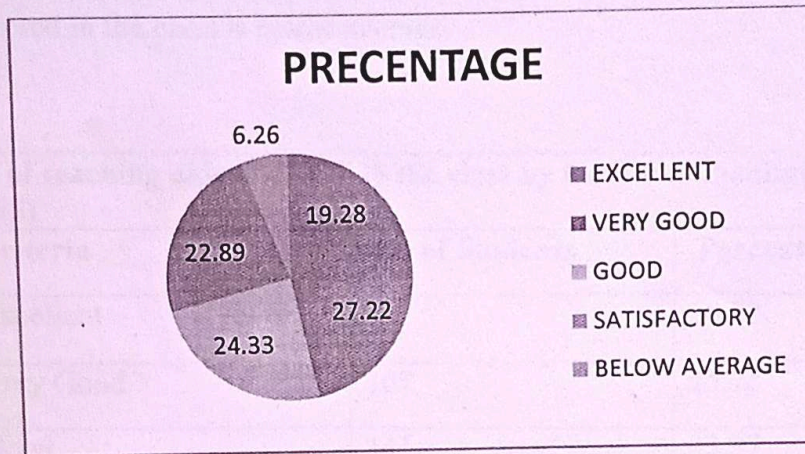


(Handwritten signature)

Principal
Desh Bhagat College
BARDWAL-DHURI

1. Curriculum and Syllabus of the Course. (415)

Sr. No.	Criteria	No. of Students	Percentage (%)
1.	Excellent	80	19.28
2.	Very Good	113	27.22
3.	Good	101	24.33
4.	Satisfactory	95	22.89
5.	Below Average	26	6.26




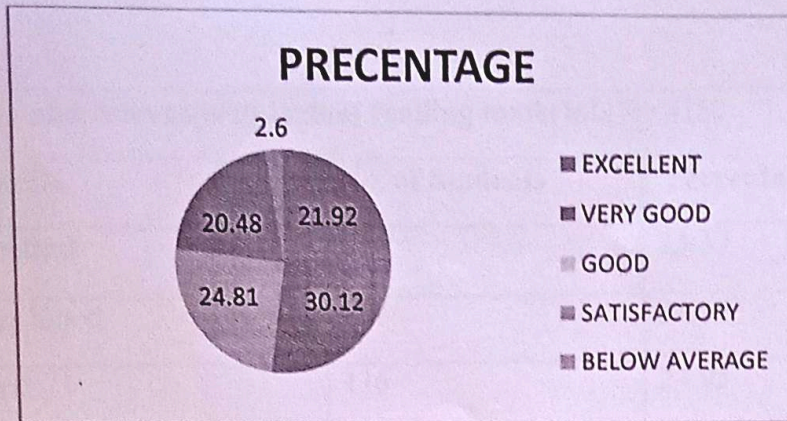
Interpretation: It is analysed from above table that 19.28% of total students strongly agreed with understanding of curriculum and syllabus of the course, while 6.26% of total students said that understanding of curriculum and syllabus of the course is below average.

2. Extent of syllabus covered in the Class. (415)

Sr. No.	Criteria	No. of Students	Percentage (%)
1.	Excellent	91	21.92
2.	Very Good	125	30.12
3.	Good	103	24.81
4.	Satisfactory	85	20.48
5.	Below Average	11	2.6

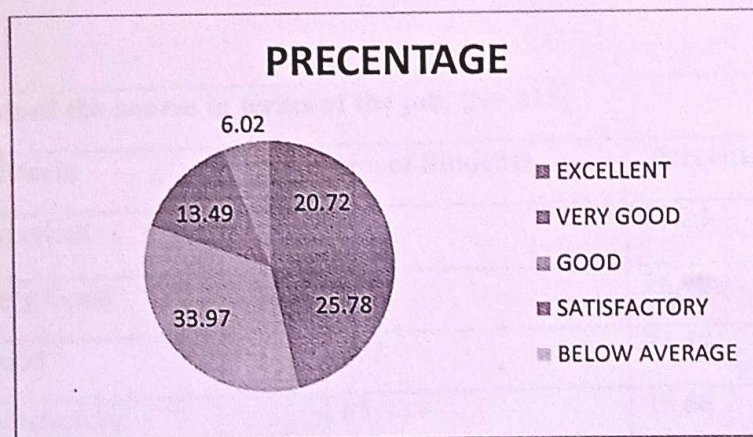



 Principal
 Desh Bhagat College
 BARDWAL-DHURI




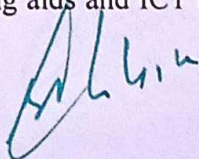
Interpretation: It is analysed from the above graph that 30.12% of total students agreed with the extent of syllabus covered in the class, while only 2.6 % of total students felt that extent of syllabus covered in the class is below average.

3. Usage of teaching aids and ICT in the class by faculty to facilitate teaching. (N= 415)			
Sr. No.	Criteria	No. of Students	Percentage (%)
1.	Excellent	86	20.72
2.	Very Good	107	25.78
3.	Good	141	33.97
4.	Satisfactory	56	13.49
5.	Below Average	25	6.02




Interpretation: It is analysed from above graph that 33.97% of total students felt that there is Usage of teaching aids and ICT in the class by faculty to facilitate teaching, while only 6.02% of total students felt below average about Usage of teaching aids and ICT in the class by faculty to facilitate teaching.





 Principal
 Desh Bhagat College
 BARDWAL-DHURI


4. Clarity and relevance of textual reading material.(N= 415)			
Sr. No.	Criteria	No. of Students	Percentage (%)
1.	Excellent	97	23.37
2.	Very Good	102	24.57
3.	Good	116	27.95
4.	Satisfactory	64	15.42
5.	Below Average	36	8.67

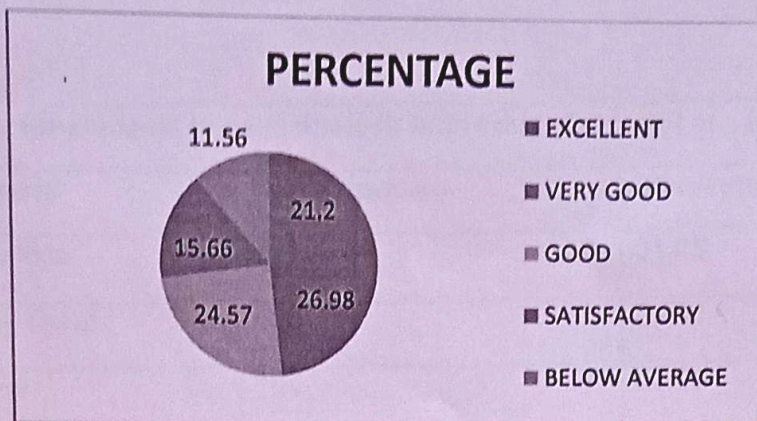


Interpretation:It is analysed from above graph that there is 23.37% of total students strongly agreed with the Clarity and relevance of textual reading material, while only 8.67% of total students felt below average about Clarity and relevance of textual reading material.

5.Relevance of the course in terms of the job. (N= 415)			
Sr. No.	Criteria	No. of Students	Percentage (%)
1.	Excellent	88	21.20
2.	Very Good	112	26.98
3.	Good	102	24.57
4.	Satisfactory	65	15.66
5.	Below Average	48	11.56

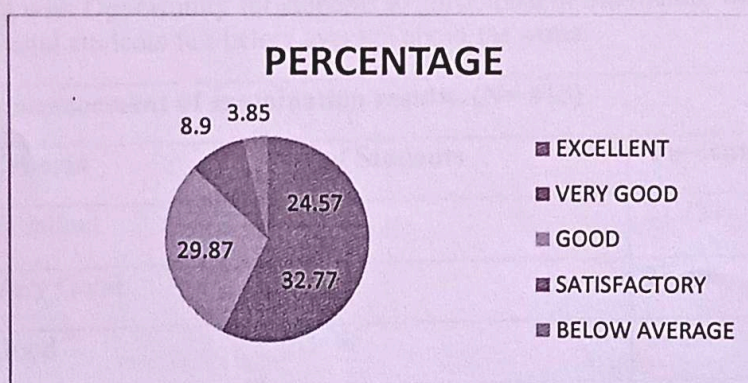



 Principal
 Desh Bhagat College
 BARDWAL-DHURI



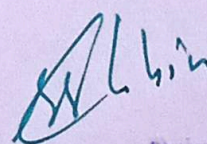
Interpretation: It is analysed from above graph that there is 26.98% of total students agreed with Relevance of the course in terms of the job, while only 11.56% of total students felt below average about the same.

6. Opportunities for out of class room learning (guest lectures, seminars, workshop, value added programmes, conferences, competitions) (N= 415)			
Sr. No.	Criteria	No. of Students	Percentage (%)
1.	Excellent	102	24.57
2.	Very Good	136	32.77
3.	Good	124	29.87
4.	Satisfactory	37	8.9
5.	Below Average	16	3.85



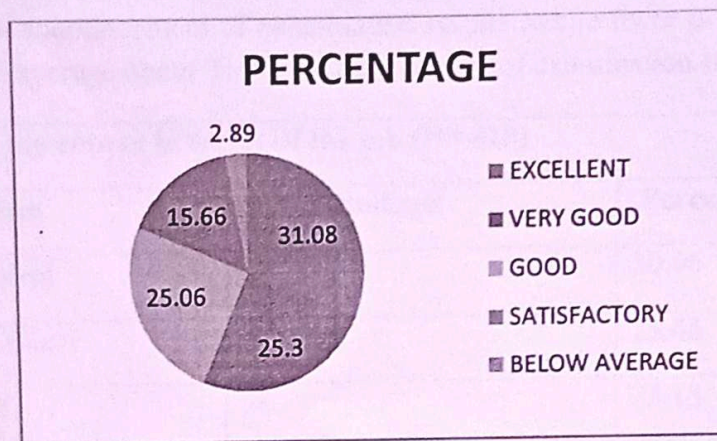
Interpretation: It is analysed from above graph that there is 32.77% of total students agreed with the Opportunities for out of class room learning (guest lectures, seminars, workshop, value added programmes, conferences, competitions), while only 3.85% of total students felt below average about Opportunities for out of class room learning (guest lectures, seminars, workshop, value added programmes, conferences, competitions).




 Principal
 Desh Bhagat College
 BARDWAL-DHURI

7. Opportunity for students to participate in internship, field visit etc. (N= 415)


Sr. No.	Criteria	No. of Students	Percentage (%)
1.	Excellent	129	31.08
2.	Very Good	105	25.30
3.	Good	104	25.06
4.	Satisfactory	65	15.66
5.	Below Average	12	2.89




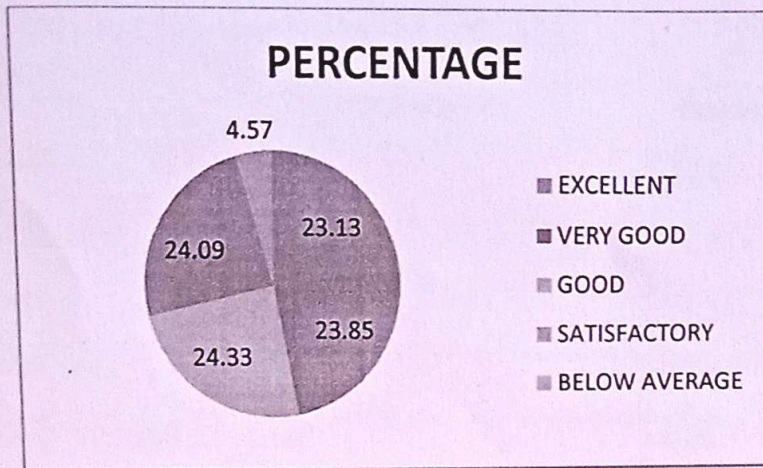
Interpretation: It is analysed from above graph that there is 31.08 % of total students strongly agreed with Opportunity for students to participate in internship, field visit etc, While only 2.82% of total students felt below average about the same.

8. Timely announcement of examination results. (N= 415)

Sr. No.	Criteria	No. of Students	Percentage (%)
1.	Excellent	96	23.13
2.	Very Good	99	23.85
3.	Good	101	24.33
4.	Satisfactory	100	24.09
5.	Below Average	19	4.57

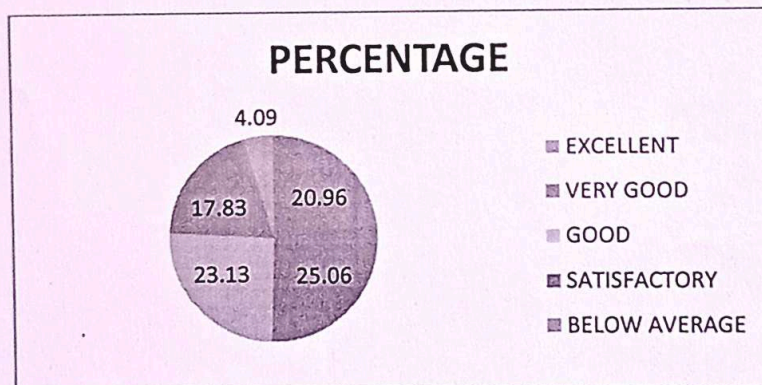



Principal
Desh Bhagat College
BARDWAL-DHURI




Interpretation: It is analysed from the above graph that there is 23.13% students strongly agreed with timely announcement of examination results, while there is only 4.57% of total students felt below average about Timely announcement of examination results.

9. Relevance of the course in terms of the job.(N= 415)			
Sr. No.	Criteria	No. of Students	Percentage (%)
1.	Excellent	87	20.96
2.	Very Good	104	25.06
3.	Good	96	23.13
4.	Satisfactory	74	17.83
5.	Below Average	17	4.09



Interpretation: It is analysed from above graph that there is 25.06% of total students agreed with relevance of the course in terms of the job, while there is only 4.09% of total students felt below average about relevance of the course in terms of the job.

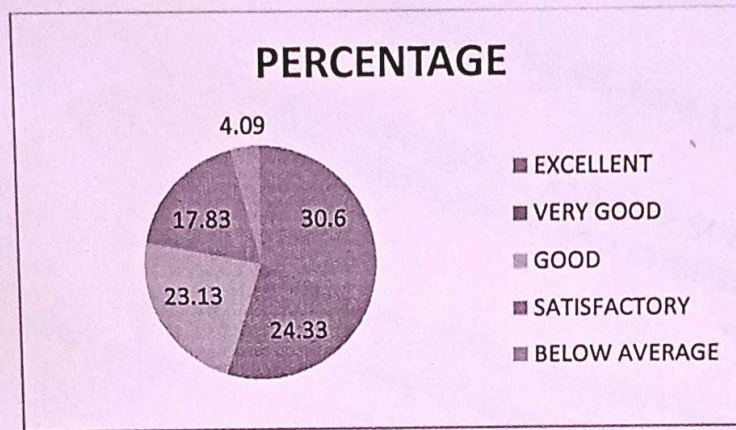


(Handwritten Signature)

Principal
Desh Bhagat College
BARDWAL-DHURI

10. Relevance of the course in terms of the job.(N= 415)

Sr. No.	Criteria	No. of Students	Percentage (%)
1.	Excellent	127	30.60
2.	Very Good	101	24.33
3.	Good	96	23.13
4.	Satisfactory	74	17.83
5.	Below Average	17	4.09



Interpretation: It is analysed from above graph that there is 30.60% of students agreed with Relevance of the course in terms of the job ,while there is only 4.09% of total students felt below average about relevance of the course in terms of the job.

Mum



Alhina

Principal
Desh Bhagat College
BARDWAL-DHURI

DESH BHAGAT COLLEGE, BARDWAL-DHURI

INTERNAL QUALITY ASSURANCE CELL

ACADEMIC YEAR 2019-20

**FEEDBACK ANALYSIS REPORT OF STUDENTS: SURVEY REGARDING
ATTAINMENT OF PROGRAMME AND COURSE OUTCOMES**

A survey was conducted on the attainment of Programme and Course outcomes at the end of academic year. A questionnaire comprising of 10 questions on the basis of likert scale was circulated among the students and collected from 426 students. Collected data was then analysed by IQAC.

Student Survey regarding attainment of Programme and Course outcomes:

Total number of students included in survey= 426

Sr. no.	Contents	Excellent (5)	Very Good (4)	Good (3)	Satisfactory (2)	Below Average (1)
1	Curriculum and Syllabus of the Course	110	125	101	74	16
2	Extent of syllabus covered in the Class	97	130	105	83	11
3	Usage of teaching aids and ICT in the class by faculty to facilitate teaching	133	100	103	76	14
4	Clarity and relevance of textual reading material	141	110	84	74	17
5	Relevance of the course in terms of the job	107	109	101	96	13
6	Opportunities for out of class room learning (guest lectures, seminars, workshop, value added programmes, conferences, competitions)	108	143	89	75	11
7	Opportunity for students to participate in internship, field visit etc.	144	101	90	76	15
8	Timely announcement of	137	110	95	69	15



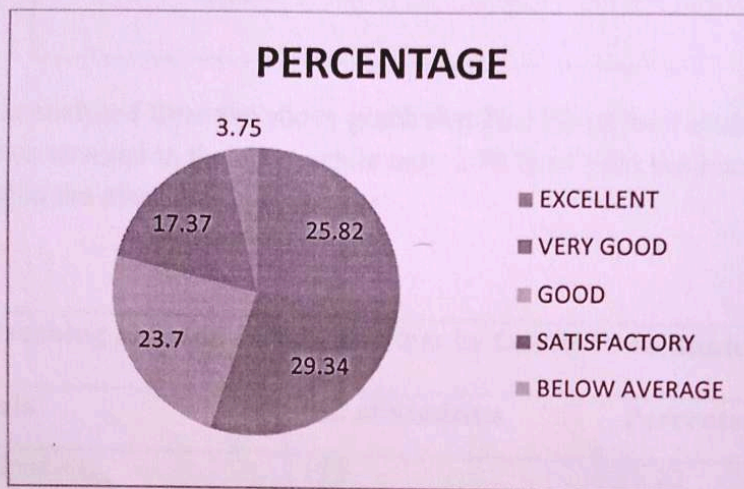
B. K. An
Principal
Desh Bhagat College
Bardwal (Dhuri)

	examination results.						
9	Relevance of the course in terms of the job.	120	134	89	71	12	
10.	Overall Learning Experience with institution	103	150	93	67	13	



B. K. Kaur
Principal
Desh Bhagat College
Bardwal (Dhuri)

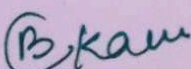
1. Curriculum and Syllabus of the Course. (N= 426)			
Sr. No.	Criteria	No. of Students	Percentage (%)
1.	Excellent	110	25.82
2.	Very Good	125	29.34
3.	Good	101	23.70
4.	Satisfactory	74	17.37
5.	Below Average	16	3.75

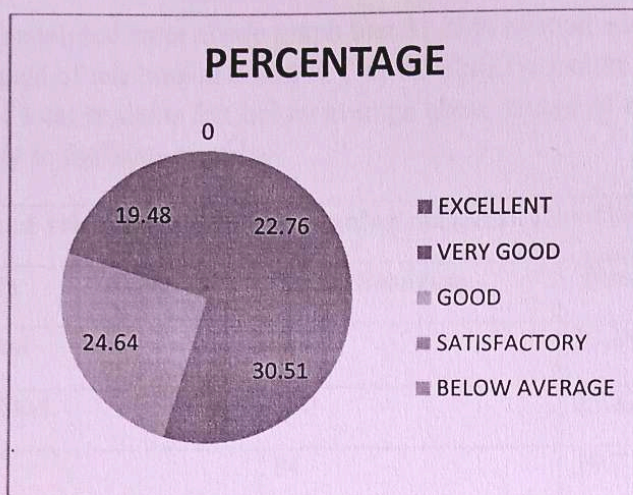


Interpretation: It is analysed from above table that 29.34% of total students strongly agreed with understanding of curriculum and syllabus of the course, while 3.75 % of total students said that understanding of curriculum and syllabus of the course is below average

2. Extent of syllabus covered in the Class. (N= 426)			
Sr. No.	Criteria	No. of Students	Percentage (%)
1.	Excellent	97	22.76
2.	Very Good	130	30.51
3.	Good	105	24.64
4.	Satisfactory	83	19.48
5.	Below Average	11	2.58

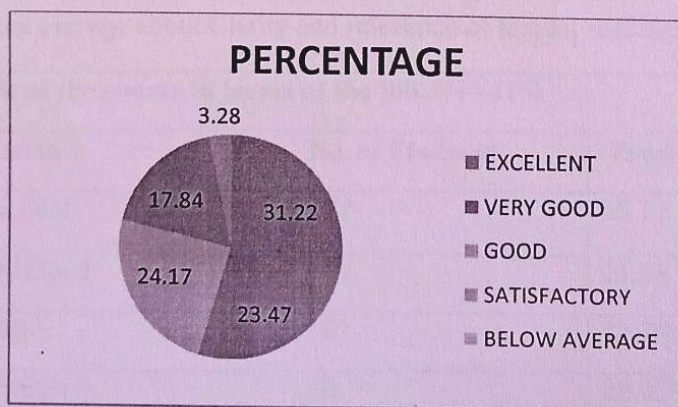


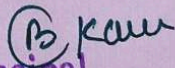

 Principal
 Desh Bhagat College
 Bardwal (Dhuri)



Interpretation: It is analysed from the above graph that 30.51% of total students agreed with the extent of syllabus covered in the class, while only 2.58 % of total students felt that extent of syllabus covered in the class is below average.

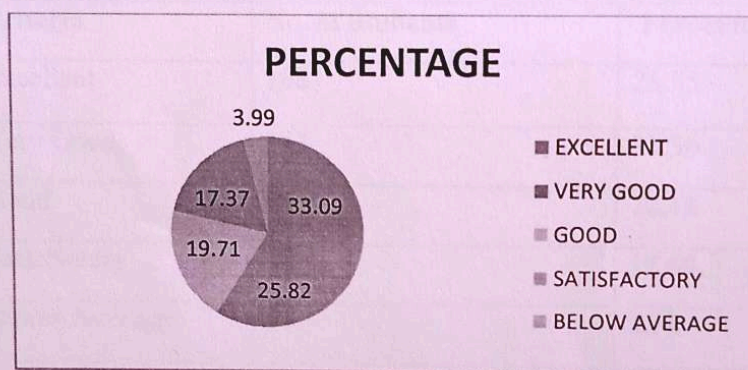
3. Usage of teaching aids and ICT in the class by faculty to facilitate teaching. (N= 426)			
Sr. No.	Criteria	No. of Students	Percentage (%)
1.	Excellent	133	31.22
2.	Very Good	100	23.47
3.	Good	103	24.17
4.	Satisfactory	76	17.84
5.	Below Average	14	3.28




Principal
Desh Bhagat College
Bardwal (Dhuri)

Interpretation: It is analysed from above graph that 31.22% of total students strongly agreed with that there is Usage of teaching aids and ICT in the class by faculty to facilitate teaching, while only 3.28% of total students felt below average about Usage of teaching aids and ICT in the class by faculty to facilitate teaching.

4. Clarity and relevance of textual reading material. (N= 426)			
Sr.No.	Criteria	No. of Students	Percentage (%)
1.	Excellent	141	33.09
2.	Very Good	110	25.82
3.	Good	84	19.71
4.	Satisfactory	74	17.37
5.	Below Average	17	3.99

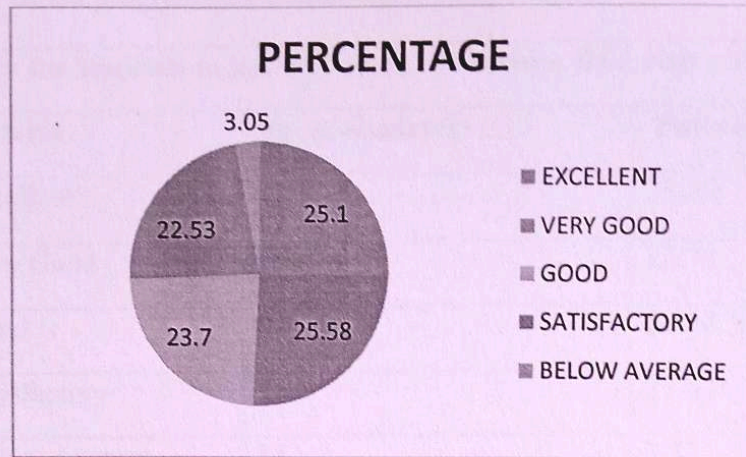


Interpretation: It is analysed from above graph that there is 33.09% of total students strongly agreed with the Clarity and relevance of textual reading material, while only 3.99% of total students felt below average about Clarity and relevance of textual reading material.

5. Relevance of the course in terms of the job. (N= 426)			
Sr. No.	Criteria	No. of Students	Percentage (%)
1.	Excellent	107	25.11
2.	Very Good	109	25.58
3.	Good	101	23.70
4.	Satisfactory	96	22.53
5.	Below Average	13	3.05



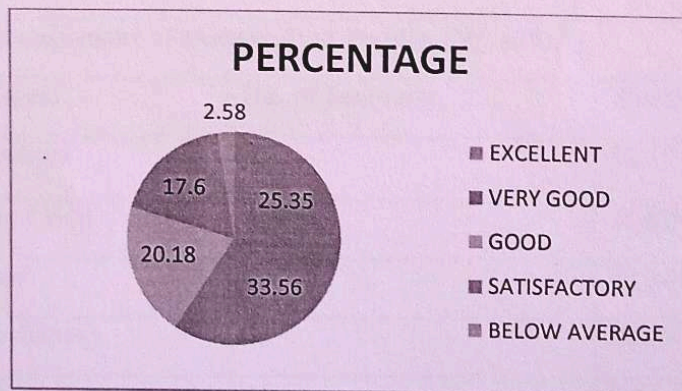
Principal
Desh Bhagat College
Bardwal (Dhuri)



Interpretation: It is analysed from above graph that there is 25.58% of total students agreed with Relevance of the course in terms of the job, while only 3.05% of total students felt below average about the same.


6. Opportunities for out of class room learning (guest lectures, seminars, workshop, value added programmes, conferences, competitions). (N= 426)

Sr. No.	Criteria	No. of Students	Percentage (%)
1.	Excellent	108	25.35
2.	Very Good	143	33.56
3.	Good	89	20.18
4.	Satisfactory	75	17.60
5.	Below Average	11	2.58



Interpretation: It is analysed from above graph that there is 33.56 % of total students agreed with the Opportunities for out of class room learning (guest lectures, seminars, workshop, value added programmes, conferences, competitions), while only 2.58 % of total students felt

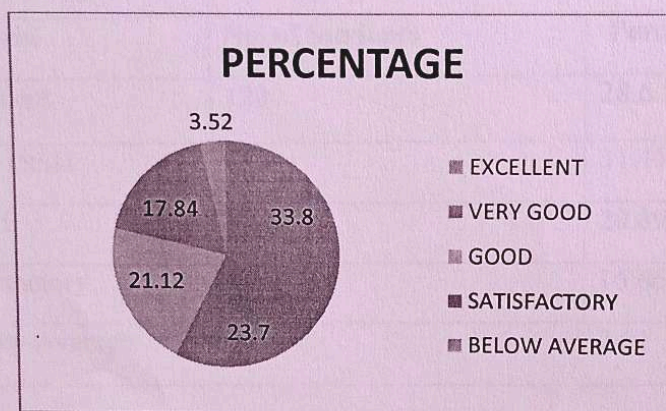



 Principal
 Desh Bhagat College
 Bardwal (Dhuri)

below average about Opportunities for out of class room learning (guest lectures, seminars, workshop, value added programmes, conferences, competitions).

7. Opportunity for students to participate in internship, field visit etc. (N= 426)


Sr. No.	Criteria	No. of Students	Percentage (%)
1.	Excellent	144	33.80
2.	Very Good	101	23.70
3.	Good	90	21.12
4.	Satisfactory	76	17.84
5.	Below Average	15	3.52

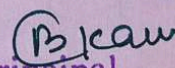


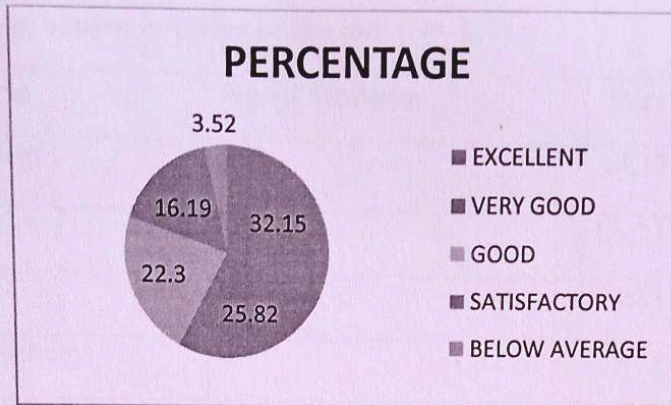
Interpretation: It is analysed from above graph that there is 33.80 % of total students strongly agreed with Opportunity for students to participate in internship, field visit ,while only 3.52% of total students felt below average about the same.

8. Timely announcement of examination results. (N= 426)

Sr. No.	Criteria	No. of Students	Percentage (%)
1.	Excellent	137	32.15
2.	Very Good	110	25.82
3.	Good	95	22.30
4.	Satisfactory	69	16.19
5.	Below Average	15	3.52

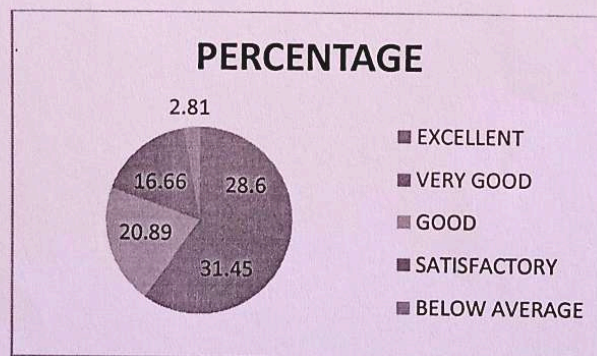



 Principal
 Desh Bhagat College
 Bardwal (Dhuri)




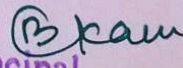
Interpretation: It is analysed from the above graph that there is 23.13% students strongly agreed with timely announcement of examination results, while there is only 4.57% of total students felt below average about Timely announcement of examination results.

9. Relevance of the course in terms of the job.(N= 426)			
Sr. No.	Criteria	No. of Students	Percentage (%)
1.	Excellent	120	28.6
2.	Very Good	134	31.45
3.	Good	89	20.89
4.	Satisfactory	71	16.66
5.	Below Average	12	2.81



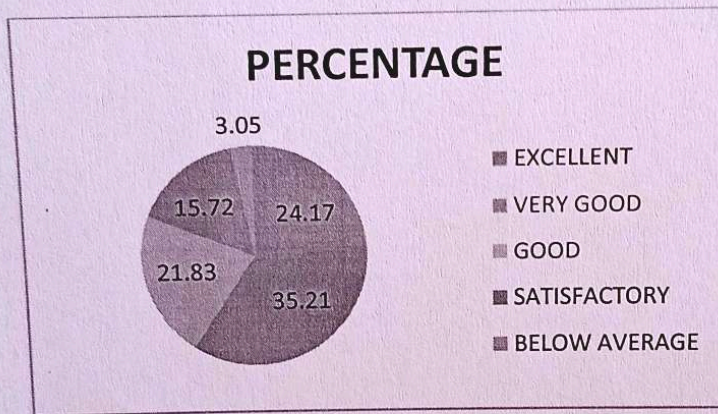
Interpretation: It is analysed from above graph that there is 31.45% of total students agreed with relevance of the course in terms of the job, while there is only 4.09% of total students felt below average about relevance of the course in terms of the job.




 Principal
 Desh Bhagat College
 Bardwal (Dhuri)

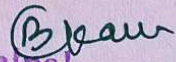
10. Relevance of the course in terms of the job. (N= 426)

Sr. No.	Criteria	No. of Students	Percentage (%)
1.	Excellent	103	24.17
2.	Very Good	150	35.21
3.	Good	93	21.83
4.	Satisfactory	67	15.72
5.	Below Average	13	3.05



Interpretation: It is analysed from above graph that there is 35.21% of students agreed with Relevance of the course in terms of the job ,while there is only 3.05% of total students felt below average about relevance of the course in terms of the job.




 Principal
 Desh Bhagat College
 Bardwal (Dhuri)

DESH BHAGAT COLLEGE, BARDWAL-DHURI

INTERNAL QUALITY ASSURANCE CELL

ACADEMIC YEAR 2020-21

**FEEDBACK ANALYSIS REPORT OF STUDENTS: SURVEY REGARDING
ATTAINMENT OF PROGRAMME AND COURSE OUTCOMES**

A survey was conducted on the attainment of Programme and Course outcomes at the end of academic year. A questionnaire comprising of 10 questions on the basis of likert scale was circulated among the students and collected from 400 students. Collected data was then analysed by IQAC.

Student Survey regarding attainment of Programme and Course outcomes:

Total number of students included in survey= 400

Sr. No.	Contents	Excellent (5)	Very Good (4)	Good (3)	Satisfactory (2)	Below Average (1)
1	Curriculum and Syllabus of the Course	98	115	102	71	14
2	Extent of syllabus covered in the Class	100	113	96	81	10
3	Usage of teaching aids and ICT in the class by faculty to facilitate teaching	119	102	97	69	13
4	Clarity and relevance of textual reading material	102	119	101	67	11
5	Relevance of the course in terms of the job	112	104	98	75	11
6	Opportunities for out of class room learning (guest lectures, seminars, workshop, value added programmes, conferences, competitions)	117	101	99	75	8
7	Opportunity for students to participate in internship, field visit etc	114	110	95	71	10
8	Timely announcement of	101	124	96	64	15



Popan
Principal
Desh Bhagat College
Bardwal (Dhuri)



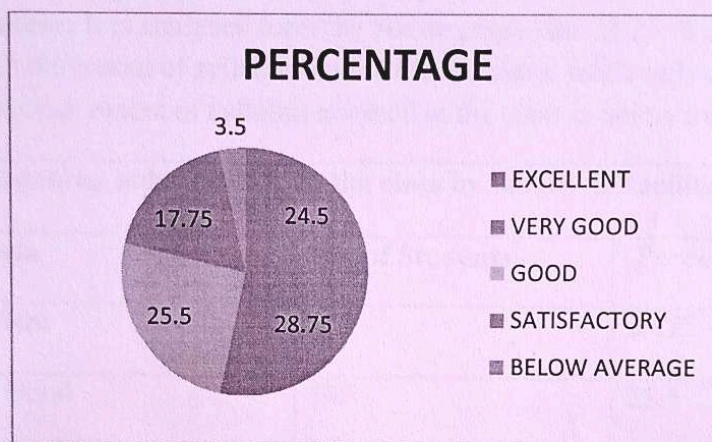
M

	examination results						
9	Relevance of the course in terms of the job	103	119	101	66	11	
10.	Overall Learning Experience with institution	98	119	96	75	12	

BKaur


Principal
Desh Bhagat College
Bardwal (Dhuri)

1. Curriculum and Syllabus of the Course. (N=400)			
Sr. No.	Criteria	No. of Students	Percentage (%)
1.	Excellent	98	24.5
2.	Very Good	115	28.75
3.	Good	102	25.5
4.	Satisfactory	71	17.75
5.	Below Average	14	3.5

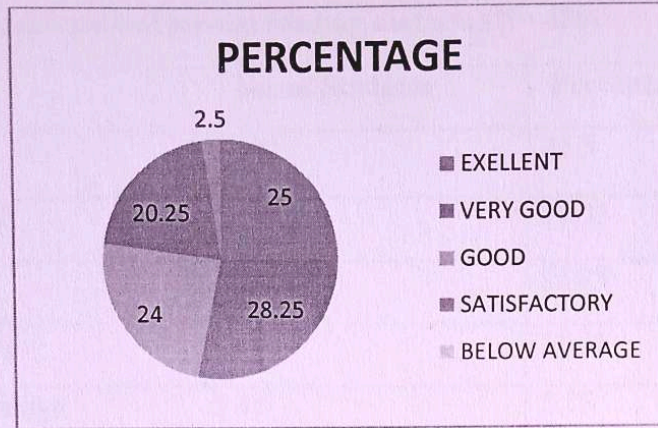


Interpretation: It is analysed from above table that 28.75 % of total students strongly agreed with understanding of curriculum and syllabus of the course, while 3.5 % of total students said that understanding of curriculum and syllabus of the course is below average.

2. Extent of syllabus covered in the Class (N= 400)			
Sr. No.	Criteria	No. of Students	Percentage (%)
1.	Excellent	100	25
2.	Very Good	113	28.25
3.	Good	96	24
4.	Satisfactory	81	20.25
5.	Below Average	10	2.5

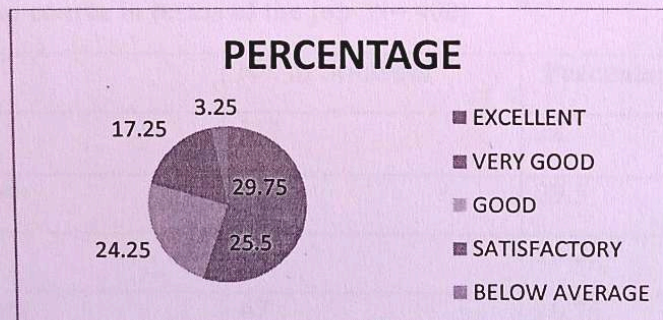


B. Panu
Principal
Desh Bhagat College
Bardwal (Dhuri)




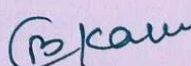
Interpretation: It is analysed from the above graph that 28.25 % of total students agreed with the extent of syllabus covered in the class, while only 2.5 % of total students felt that extent of syllabus covered in the class is below average.

3. Usage of teaching aids and ICT in the class by faculty to facilitate teaching (N= 400)			
Sr. No.	Criteria	No. of Students	Percentage (%)
1.	Excellent	119	29.75
2.	Very Good	102	25.5
3.	Good	97	24.25
4.	Satisfactory	69	17.25
5.	Below Average	13	3.25

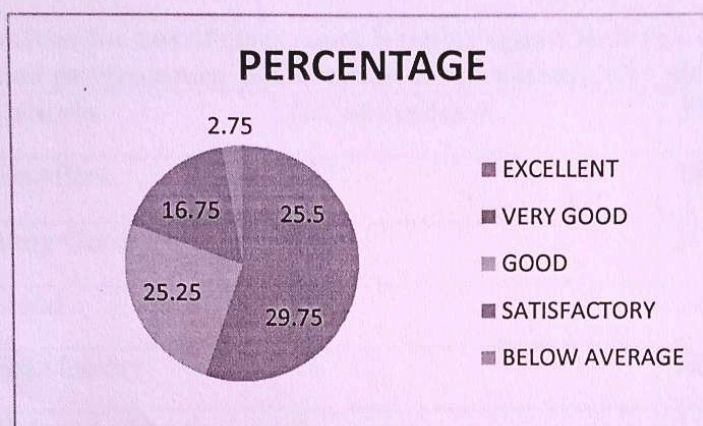


Interpretation: It is analysed from above graph that 29.75% of total student strongly felt that there is Usage of teaching aids and ICT in the class by faculty to facilitate teaching, while only 3.25% of total students felt below average about Usage of teaching aids and ICT in the class by faculty to facilitate teaching.




 Principal
 Desh Bhagat College
 Bardwal (Dhuri)

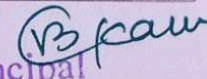
4. Clarity and relevance of textual reading material(N= 400)			
Sr. No.	Criteria	No. of Students	Percentage (%)
1.	Excellent	102	25.5
2.	Very Good	119	29.75
3.	Good	101	25.25
4.	Satisfactory	67	16.75
5.	Below Average	11	2.75

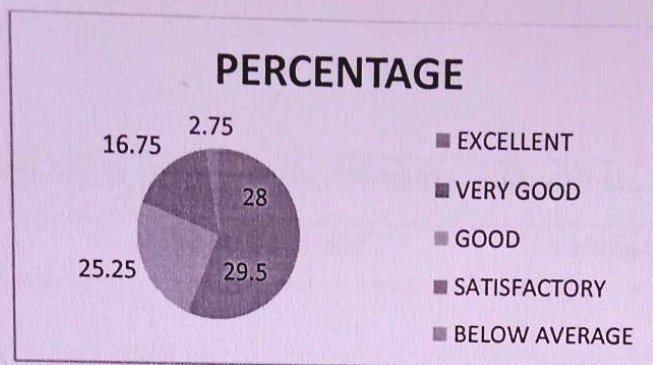


Interpretation:It is analysed from above graph that there is 29.75 % of total students agreed with the Clarity and relevance of textual reading material, while only 2.75 % of total students felt below average about Clarity and relevance of textual reading material

5. Relevance of the course in terms of the job (N= 400)			
Sr. No.	Criteria	No. of Students	Percentage (%)
1.	Excellent	112	28
2.	Very Good	119	29.5
3.	Good	101	25.25
4.	Satisfactory	67	16.75
5.	Below Average	11	2.75





 Principal
 Desh Bhagat College
 Bardwal (Dhuri)



Interpretation: It is analysed from above graph that there is 29.5% of total students agreed with Relevance of the course in terms of the job, while only 2.75 % of total student felt below average about the same.

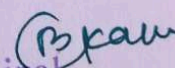
6. Opportunities for out of class room learning (guest lectures, seminars, workshop, value added programmes, conferences, competitions). (N= 400)

Sr. No.	Criteria	No. of Students	Percentage (%)
1.	Excellent	117	29.25
2.	Very Good	101	25.25
3.	Good	99	24.75
4.	Satisfactory	75	18.75
5.	Below Average	8	2



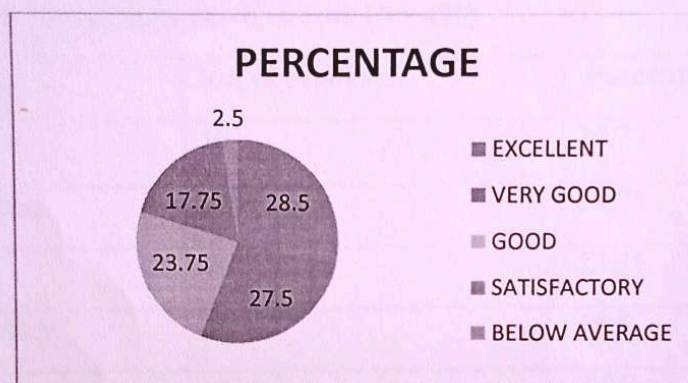
Interpretation: It is analysed from above graph that there is 29.25% of total student strongly agreed with the Opportunities for out of class room learning (guest lectures, seminars, workshop, value added programmes, conferences, competitions), while only 2 % of total students felt below average about Opportunities for out of class room learning (guest lectures, seminars, workshop, value added programmes, conferences, competitions).




 Principal
 Desh Bhagat College
 Bardwal (Dhuri)

7. Opportunity for students to participate in internship, field visit etc. (N= 400)


Sr. No.	Criteria	No. of Students	Percentage (%)
1.	Excellent	114	28.5
2.	Very Good	110	27.5
3.	Good	95	23.75
4.	Satisfactory	71	17.75
5.	Below Average	10	2.5



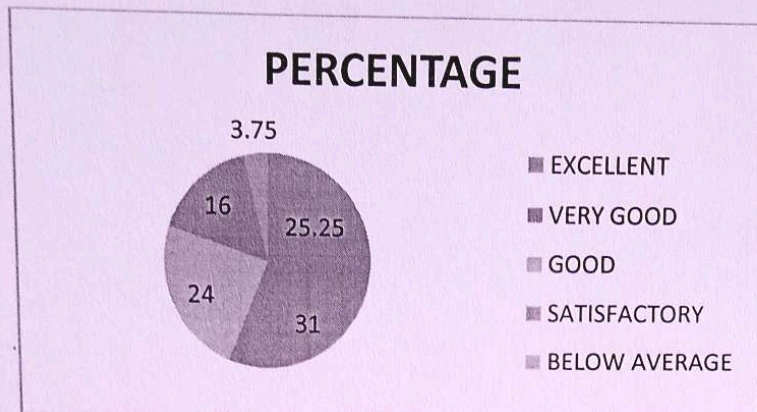
Interpretation: It is analysed from above graph that there is 28.5 % of total students strongly agreed with Opportunity for students to participate in internship, field visit etc , while only 2.5% of total students felt below average about the same.

8. Timely announcement of examination results (N= 400)

Sr. No.	Criteria	No. of Students	Percentage (%)
1.	Excellent	101	25.25
2.	Very Good	124	31
3.	Good	96	24
4.	Satisfactory	64	16
5.	Below Average	15	3.75

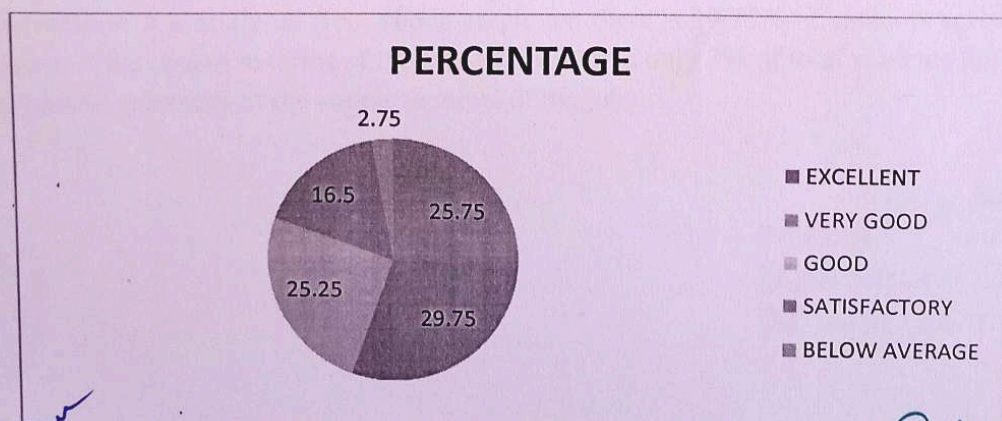


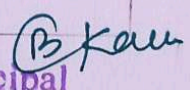
Principal
Desh Bhagat College
Bardwal (Dhuri)



Interpretation: It is analysed from the above graph that there is 31% student agreed with timely announcement of examination results, while there is only 3.75% of total students felt below average about Timely announcement of examination results.

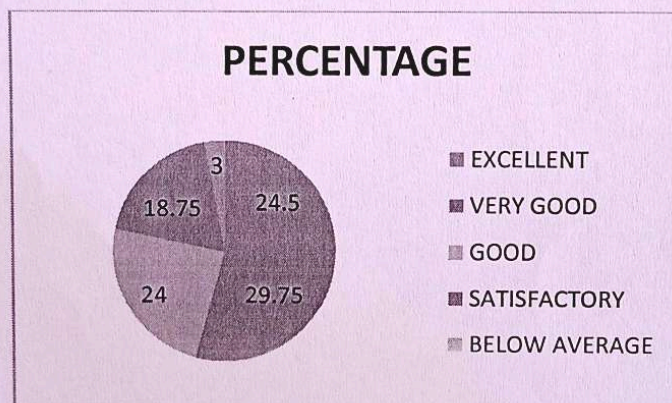
9. Relevance of the course in terms of the job (N= 400)			
Sr. No.	Criteria	No. of Students	Percentage (%)
1.	Excellent	103	25.75
2.	Very Good	119	29.75
3.	Good	101	25.25
4.	Satisfactory	66	16.5
5.	Below Average	11	2.75




 Principal
 Desh Bhagat College
 Bardwal (Dhuri)

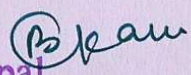
Interpretation: It is analysed from above graph that there is 29.75% of total students agreed with relevance of the course in terms of the job, while there is only 2.75% of total students felt below average about relevance of the course in terms of the job.

10. Relevance of the course in terms of the job. (N= 400)			
Sr. No.	Criteria	No. of Students	Percentage (%)
1.	Excellent	98	24.5
2.	Very Good	119	29.75
3.	Good	96	24
4.	Satisfactory	75	18.75
5.	Below Average	12	3



Interpretation: It is analysed from above graph that there is 29.75% of students agreed with Relevance of the course in terms of the job ,while there is only 3% of total students felt below average about relevance of the course in terms of the job.




Principal
Desh Bhagat College
Bardwal (Dhuri)

DESH BHAGAT COLLEGE, BARDWAL-DHURI

INTERNAL QUALITY ASSURANCE CELL

ACADEMIC YEAR 2021-2022

FEEDBACK ANALYSIS REPORT OF STUDENTS: SURVEY REGARDING
ATTAINMENT OF PROGRAMME AND COURSE OUTCOMES

A survey was conducted on the attainment of Programme and Course outcomes at the end of academic year. A questionnaire comprising of 10 questions on the basis of likert scale was circulated among the students and collected from 364 students. Collected data was then analysed by IQAC.

Student Survey regarding attainment of Programme and Course outcomes:

Total number of students included in survey=364

Sr. no.	Contents	Excellent (5)	Very Good (4)	Good (3)	Satisfactory (2)	Below Average (1)
1	Curriculum and Syllabus of the Course.	100	103	94	54	13
2	Extent of syllabus covered in the Class	88	96	110	59	11
3	Usage of teaching aids and ICT in the class by faculty to facilitate teaching	86	105	94	62	17
4	Clarity and relevance of textual reading material	96	108	91	59	10
5	Relevance of the course in terms of the job	109	86	101	57	11
6	Opportunities for out of class room learning (guest lectures, seminars, workshop, value added programmes, conferences, competitions)	86	96	109	61	12
7	Opportunity for students to participate in internship, field visit etc.	93	106	98	56	11
8	Timely announcement of	109	95	89	59	12



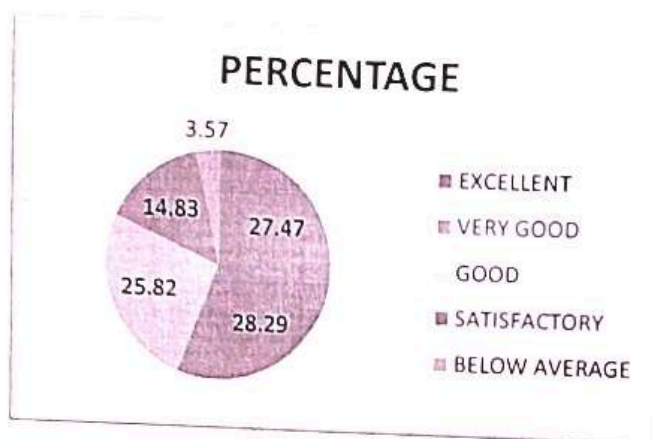
B. Ram
Principal
Desh Bhagat College
Bardwal (Dhuri)

	examination results.					
9	Relevance of the course in terms of the job.	96	109	89	59	11
10.	Overall Learning experience with institution	95	106	87	64	12



Bxaw
Principal
Desh Bhagat College
Bardwal (Dhuri)


1. Curriculum and Syllabus of the Course. (N=364)			
Sr. No.	Criteria	No. of Students	Percentage (%)
1.	Excellent	100	27.47
2.	Very Good	103	28.29
3.	Good	94	25.82
4.	Satisfactory	54	14.83
5.	Below Average	13	3.57

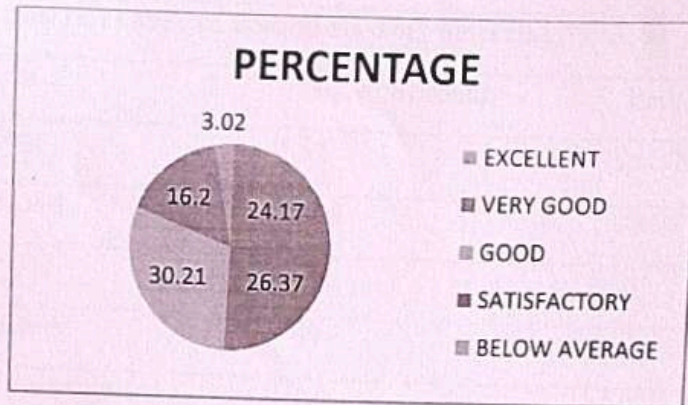


Interpretation: It is analysed from above table that 27.47% of total students agreed with understanding of curriculum and syllabus of the course, while 3.57% of total students said that understanding of curriculum and syllabus of the course is below average.

2. Extent of syllabus covered in the Class. (N=364)			
Sr. No.	Criteria	No. of Students	Percentage (%)
1.	Excellent	88	24.17
2.	Very Good	96	26.37
3.	Good	110	30.21
4.	Satisfactory	59	16.20
5.	Below Average	11	3.02



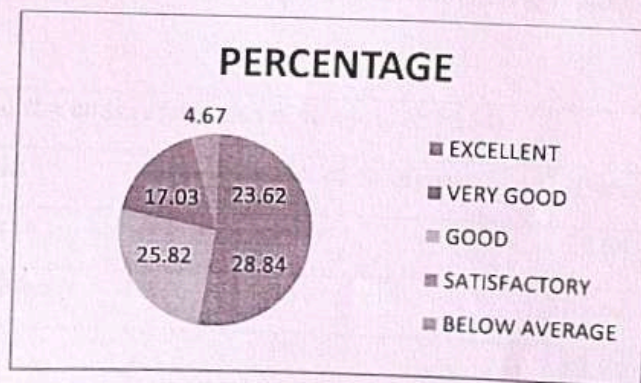

 Principal
 Desh Bhagat College
 Bardwal (Dhuri)



Interpretation: It is analysed from the above graph that 30.21% of total students agreed with the extent of syllabus covered in the class, while only 3.02% of total students felt that extent of syllabus covered in the class is below average.

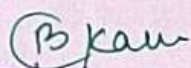
3. Usage of teaching aids and ICT in the class by faculty to facilitate teaching.
(N=364)

Sr. No.	Criteria	No. of Students	Percentage (%)
1.	Excellent	86	23.62
2.	Very Good	105	28.84
3.	Good	94	25.82
4.	Satisfactory	62	17.03
5.	Below Average	17	4.67



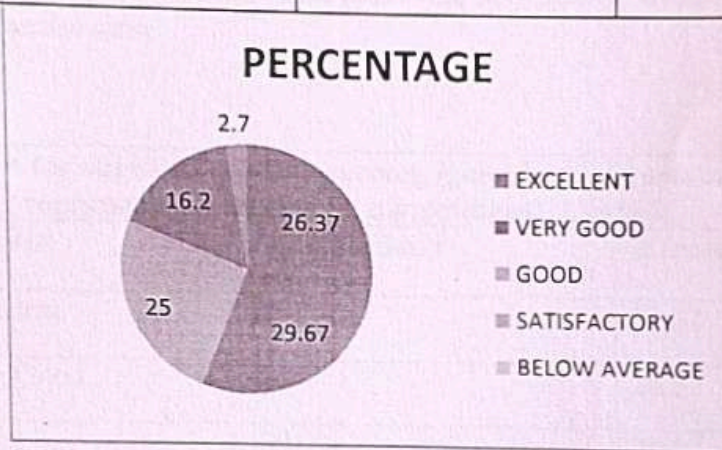
Interpretation: It is analysed from above graph that 28.84% of total students felt that there is Usage of teaching aids and ICT in the class by faculty to facilitate teaching, while only 4.67% of total students felt below average about Usage of teaching aids and ICT in the class by faculty to facilitate teaching.




 Principal
 Desh Bhagat College
 Bardwal (Dhuri)

4. Clarity and relevance of textual reading material.(N=364)

Sr. No.	Criteria	No. of Students	Percentage (%)
1.	Excellent	96	26.37
2.	Very Good	108	29.67
3.	Good	91	25
4.	Satisfactory	59	16.20
5.	Below Average	10	2.7

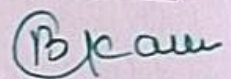


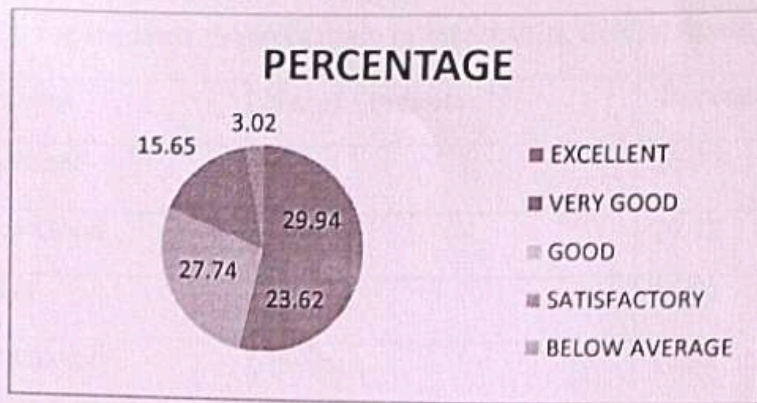
Interpretation: It is analysed from above graph that there is 29.67% of total students agreed with the Clarity and relevance of textual reading material, while only 2.7% of total students felt below average about Clarity and relevance of textual reading material.

5. Relevance of the course in terms of the job. (N=364)

Sr. No.	Criteria	No. of Students	Percentage (%)
1.	Excellent	109	29.94
2.	Very Good	86	23.62
3.	Good	101	27.74
4.	Satisfactory	57	15.65
5.	Below Average	11	3.02



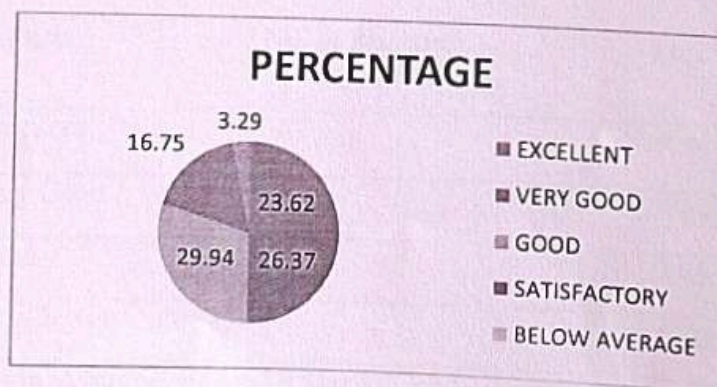

 Principal
 Desh Bhagat College
 Bardwal (Dhuri)



Interpretation: It is analysed from above graph that there is 29.94% of total students agreed with Relevance of the course in terms of the job, while only 3.02% of total students felt below average about the same

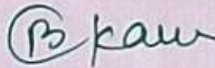
6. Opportunities for out of class room learning (guest lectures, seminars, workshop, value added programmes, conferences, competitions). (N=364)

Sr.No.	Criteria	No. of Students	Percentage (%)
1.	Excellent	86	23.62
2.	Very Good	96	26.37
3.	Good	109	29.94
4.	Satisfactory	61	16.75
5.	Below Average	12	3.29



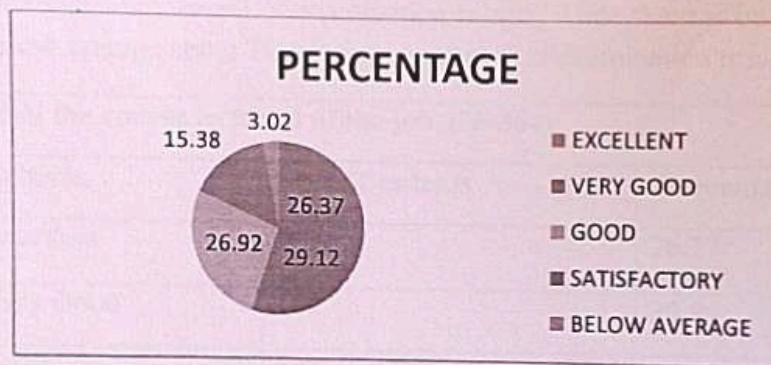
Interpretation: It is analysed from above graph that there is 26.37% of total students agreed with the Opportunities for out of class room learning (guest lectures, seminars, workshop, value added programmes, conferences, competitions), while only 3.29% of total students felt below average about Opportunities for out of class room learning (guest lectures, seminars, workshop, value added programmes, conferences, competitions).




 Principal
 Desh Bhagat College
 Bardwal (Dhuri)

7. Opportunity for students to participate in internship, field visit etc. (N=364)

Sr. No.	Criteria	No. of Students	Percentage (%)
1.	Excellent	93	26.37
2.	Very Good	106	29.12
3.	Good	98	26.92
4.	Satisfactory	56	15.38
5.	Below Average	11	3.02



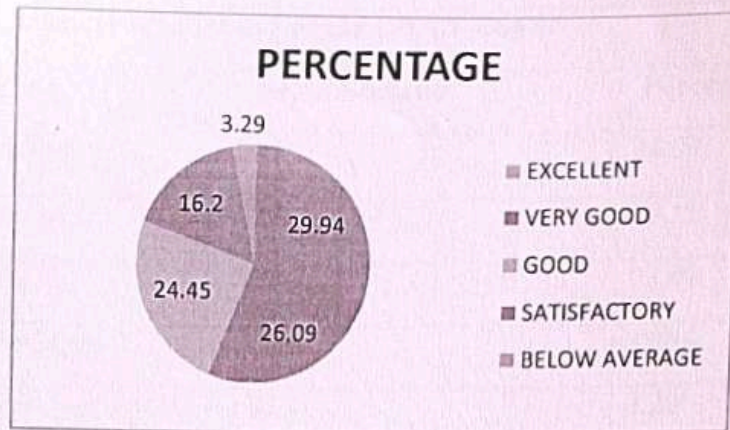
Interpretation: It is analysed from above graph that there is 26.37 % of total students strongly agreed with Opportunity for students to participate in internship, field visit etc. While only 3.02% of total students felt below average about the same.

8. Timely announcement of examination results (Library). (N=364)

Sr. No.	Criteria	No. of Students	Percentage (%)
1.	Excellent	109	29.94
2.	Very Good	95	26.09
3.	Good	89	24.45
4.	Satisfactory	59	16.20
5.	Below Average	12	3.29




B. Kaur
Principal
Desh Bhagat College
Bardwal (Dhuri)



Interpretation: It is analysed from the above graph that there is 29.94% students strongly agreed with timely announcement of examination results, while there is only 3.29% of total students felt below average about Timely announcement of examination result.


9. Relevance of the course in terms of the job. (N=364)

Sr. No.	Criteria	No. of Students	Percentage (%)
1.	Excellent	96	26.37
2.	Very Good	109	29.94
3.	Good	89	24.45
4.	Satisfactory	59	16.20
5.	Below Average	11	3.02



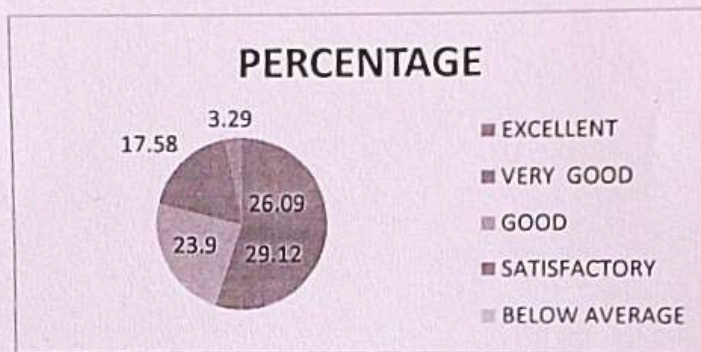
Interpretation: It is analysed from above graph that there is 29.94% of total students agreed with relevance of the course in terms of the job, while there is only 3.02% of total students felt below average about relevance of the course in terms of the job.




 Principal
 Desh Bhagat College
 Bardwal (Dhuri)

10. Relevance of the course in terms of the job. (N=364)

Sr. No.	Criteria	No. of Students	Percentage (%)
1.	Excellent	95	26.09
2.	Very Good	106	29.12
3.	Good	87	23.90
4.	Satisfactory	64	17.58
5.	Below Average	12	3.29



Interpretation: It is analysed from above graph that there is 29.12% of students agreed with Relevance of the course in terms of the job, while there is only 3.29% of total students felt below average about relevance of the course in terms of the job.



(Signature)
Principal
Desh Bhagat College
Bardwal (Dhuri)

DESH BHAGAT COLLEGE, BARDWAL-DHURI

INTERNAL QUALITY ASSURANCE CELL

ACADEMIC YEAR 2022-2023

FEEDBACK ANALYSIS REPORT OF STUDENTS: SURVEY REGARDING
ATTAINMENT OF PROGRAMME AND COURSE OUTCOMES

A survey was conducted on the attainment of Programme and Course outcomes at the end of academic year. A questionnaire comprising of 10 questions on the basis of likert scale was circulated among the students and collected from 450 students. Collected data was then analysed by IQAC.

Student Survey regarding attainment of Programme and Course outcomes:

Total number of students included in survey=450


Sr. No.	Contents	Excellent (5)	Very Good (4)	Good (3)	Satisfactory (2)	Below Average (1)
1	Curriculum and Syllabus of the Course.	107	129	102	94	18
2	Extent of syllabus covered in the Class.	102	133	101	99	15
3	Usage of teaching aids and ICT in the class by faculty to facilitate teaching.	103	131	107	96	13
4	Clarity and relevance of textual reading material.	105	136	100	97	12
5	Relevance of the course in terms of the job.	104	134	101	95	16
6	Opportunities for out of class room learning (guest lectures, seminars, workshop, value added programmes, conferences, competitions).	108	112	125	91	14
7	Opportunity for students to participate in internship, field visit etc.	101	128	108	97	16
8	Timely announcement of	134	102	104	93	17



[Handwritten Signature]
Principal
Desh Bhagat College
BARDWAL-DHURI

	examination results.							
9	Relevance of the course in terms of the job.	107	137	101	91		14	
10.	Overall Learning Experience with institution.	104	139	101	97		9	

Amr

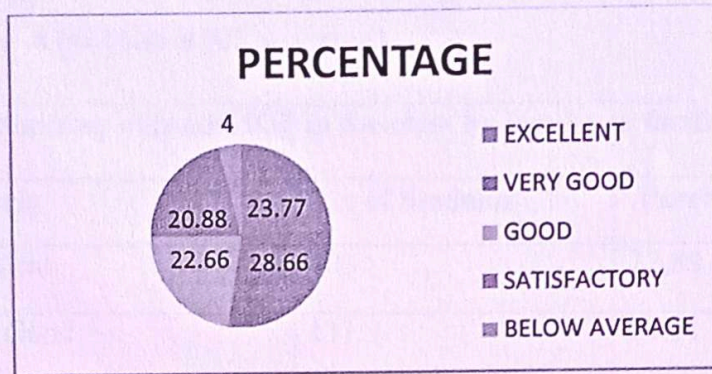


Principal

[Handwritten Signature]

Desh Bhagat College
BARDWAL-DIURU


1. Curriculum and Syllabus of the Course. (N=450)			
Sr. No.	Criteria	No. of Students	Percentage (%)
1.	Excellent	107	23.77
2.	Very Good	129	28.66
3.	Good	102	22.66
4.	Satisfactory	94	20.88
5.	Below Average	18	4

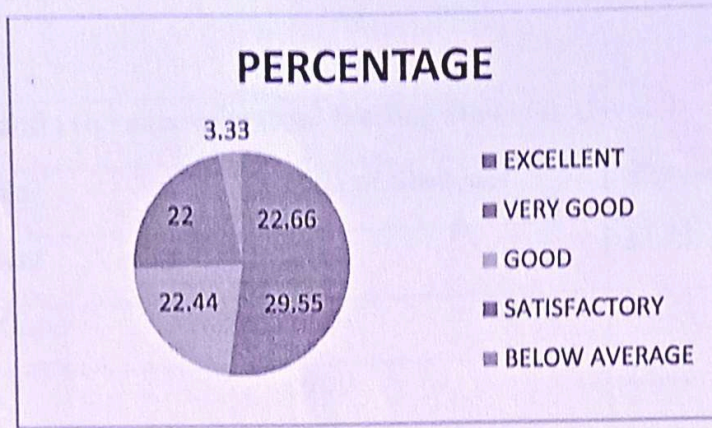


Interpretation: It is analysed from above table that 28.66% of total students agreed with understanding of curriculum and syllabus of the course, while 4% of total students said that understanding of curriculum and syllabus of the course is below average.

2. Extent of syllabus covered in the Class. (N=450)			
Sr. No.	Criteria	No. of Students	Percentage (%)
1.	Excellent	102	22.66
2.	Very Good	133	29.55
3.	Good	101	22.44
4.	Satisfactory	99	22
5.	Below Average	15	3.33

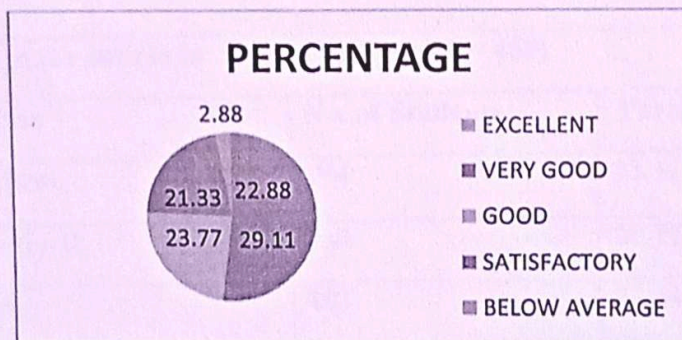



 Principal
 Desh Bhagat College
 BARDWAL-DHURI




Interpretation: It is analysed from the above graph that 29.55% of total students agreed with the extent of syllabus covered in the class, while only 3.33% of total students felt that extent of syllabus covered in the class is below average

3. Usage of teaching aids and ICT in the class by faculty to facilitate teaching. (N=450)			
Sr. No.	Criteria	No. of Students	Percentage (%)
1.	Excellent	103	22.88
2.	Very Good	131	29.11
3.	Good	107	23.77
4.	Satisfactory	96	21.33
5.	Below Average	13	2.88

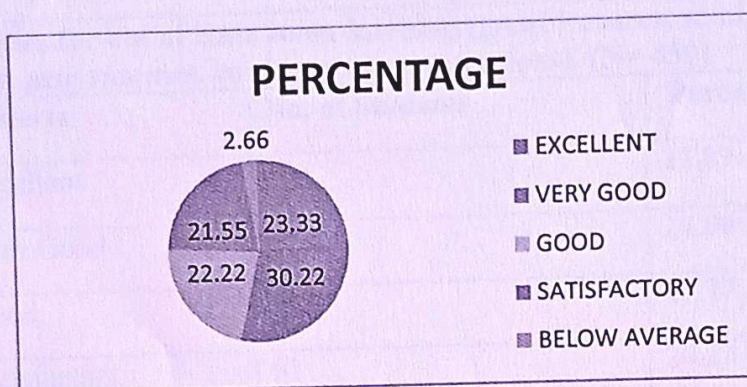


Interpretation: It is analysed from above graph that 29.11% of total students felt that there is Usage of teaching aids and ICT in the class by faculty to facilitate teaching, while only 2.88% of total students felt below average about Usage of teaching aids and ICT in the class by faculty to facilitate teaching.




 Principal
 Desh Bhagat College
 BARDWAL-DHURI


4. Clarity and relevance of textual reading material. (N=450)			
Sr. No.	Criteria	No. of Students	Percentage (%)
1.	Excellent	105	23.33
2.	Very Good	136	30.22
3.	Good	100	22.22
4.	Satisfactory	97	21.55
5.	Below Average	12	2.66

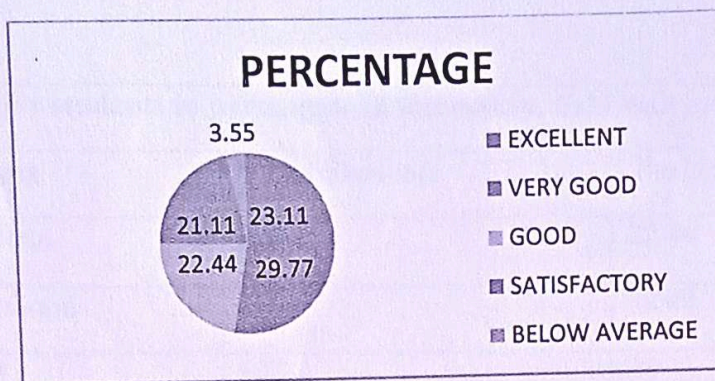


Interpretation: It is analysed from above graph that there is 30.22% of total students strongly agreed with the Clarity and relevance of textual reading material, while only 2.66% of total students felt below average about Clarity and relevance of textual reading material.

5. Relevance of the course in terms of the job. (N= 450)			
Sr. No.	Criteria	No. of Students	Percentage (%)
1.	Excellent	104	23.11
2.	Very Good	134	29.77
3.	Good	101	22.44
4.	Satisfactory	95	21.11
5.	Below Average	16	3.55



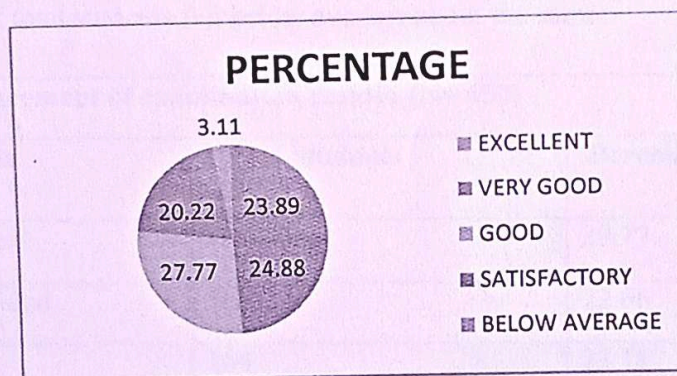

 Principal
 Desh Bhagat College
 BARDWAL-DHURI



Interpretation: It is analysed from above graph that there is 29.77% of total students agreed with Relevance of the course in terms of the job, while only 3.55% of total students felt below average about the same.


6. Opportunities for out of class room learning (guest lectures, seminars, workshop, value added programmes, conferences, competitions). (N= 450)

Sr. No.	Criteria	No. of Students	Percentage (%)
1.	Excellent	108	23.89
2.	Very Good	112	24.88
3.	Good	125	27.77
4.	Satisfactory	91	20.22
5.	Below Average	14	3.11



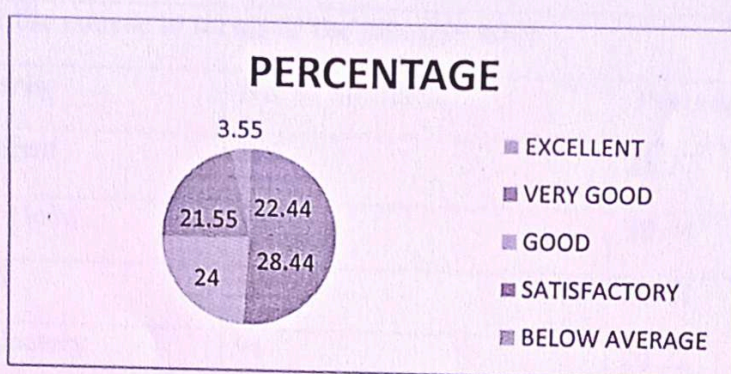
Interpretation:: It is analysed from above graph that there is 23.89% of total students agreed with the Opportunities for out of class room learning (guest lectures, seminars, workshop, value added programmes, conferences, competitions), while only 3.11% of total students felt below average about Opportunities for out of class room learning (guest lectures, seminars, workshop, value added programmes, conferences, competitions).




 Principal
 Desh Bhagat College
 BARDWAL-DHURI

7. Opportunity for students to participate in internship, field visit etc. (N= 450)

Sr. No.	Criteria	No. of Students	Percentage (%)
1.	Excellent	101	22.44
2.	Very Good	128	28.44
3.	Good	108	24
4.	Satisfactory	97	21.55
5.	Below Average	16	3.55




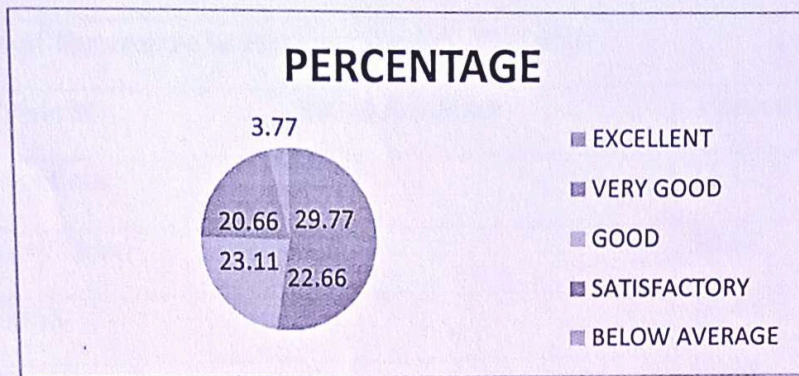
Interpretation: It is analysed from above graph that there is 28.44% of total students strongly agreed with Opportunity for students to participate in internship, field visit etc , while only 3.55% of total students felt below average about the same.

8. Timely announcement of examination results. (N= 450)

Sr. No.	Criteria	No. of Students	Percentage (%)
1.	Excellent	134	29.77
2.	Very Good	102	22.66
3.	Good	104	23.11
4.	Satisfactory	93	20.66
5.	Below Average	17	3.77

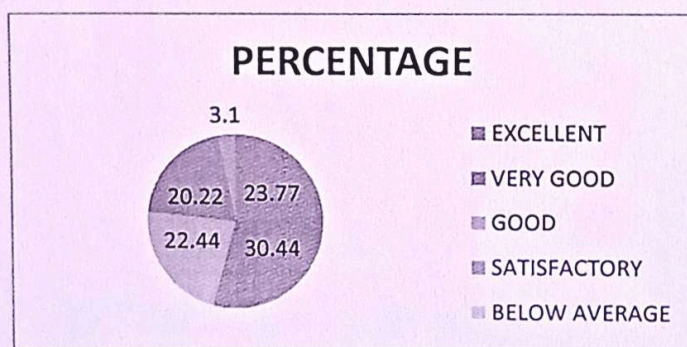



 Principal
 Desh Bhagat College
 BARDWAL-DHURI




Interpretation: It is analysed from the above graph that there is 29.77% students strongly agreed with timely announcement of examination results, while there is only 3.77% of total students felt below average about Timely announcement of examination results.

9. Relevance of the course in terms of the job. (N= 450)			
Sr. No.	Criteria	No. of Students	Percentage (%)
1.	Excellent	107	23.77
2.	Very Good	137	30.44
3.	Good	101	22.44
4.	Satisfactory	91	20.22
5.	Below Average	14	3.1



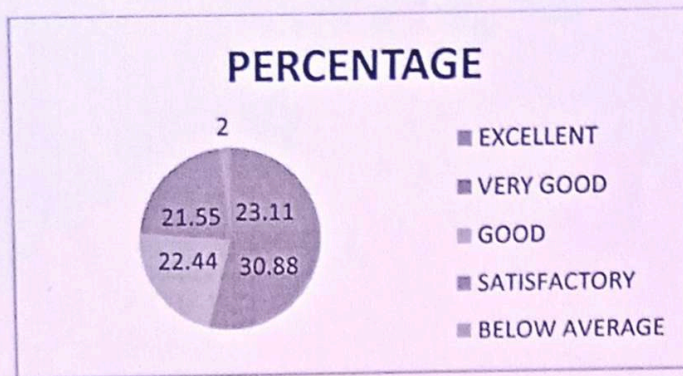
Interpretation: It is analysed from above graph that there is 30.44% of total students agreed with relevance of the course in terms of the job, while there is only 3.1% of total students felt below average about relevance of the course in terms of the job.





 Principal
 Dash Bhagat College
 BARDWAL-DHURI


10. Relevance of the course in terms of the job. (N= 450)

Sr. No.	Criteria	No. of Students	Percentage (%)
1.	Excellent	104	23.11
2.	Very Good	139	30.88
3.	Good	101	22.44
4.	Satisfactory	97	21.55
5.	Below Average	9	2



Interpretation: It is analysed from above graph that there is 30.88% of students agreed with Relevance of the course in terms of the job , while there is only 2% of total students felt below average about-relevance of the course in terms of the job.




 Principal
 Desh Bhagat College
 BARDWAL-DHURI